

INDIAN INCOME TAX RETURN ACKNOWLEDGEMENT

[Where the data of the Return of Income in Form ITR-1(SAHA), ITR-2, ITR-3, ITR-4(SUGAM), ITR-5, ITR-6, ITR-7 filed and verified]
(Please see Rule 12 of the Income-tax Rules, 1962)

Assessment
Year
2023-24

PAN	AABTB5026G		
Name	B S ABDUR RAHMAN CRESCENT INSTITUTE OF SCIENCE AND TECHNOLOGY		
Address	vandalur estate , Tambaram H.O, Tambaram , KANCHIPURAM , 29-Tamil Nadu, 91-INDIA, 600045		
Status	05-AOP/BOI	Form Number	ITR-7
Filed u/s	139(1)-On or before due date	e-Filing Acknowledgement Number	456721281281023

Taxable Income and Tax Details	Current Year business loss, if any	1	0
	Total Income	2	0
	Book Profit under MAT, where applicable	3	0
	Adjusted Total Income under AMT, where applicable	4	0
	Net tax payable	5	0
	Interest and Fee Payable	6	0
	Total tax, interest and Fee payable	7	0
	Taxes Paid	8	10,02,627
	(+) Tax Payable /(-) Refundable (7-8)	9	(-) 10,02,630
Accreted Income and Tax Detail	Accreted Income as per section 115TD	10	0
	Additional Tax payable u/s 115TD	11	0
	Interest payable u/s 115TE	12	0
	Additional Tax and interest payable	13	0
	Tax and interest paid	14	0
	(+) Tax Payable /(-) Refundable (13-14)	15	0

This return has been digitally signed by ABDUL QADIR in the capacity of Others
having PAN AAHPB0035F from IP address 122.164.87.101 on 28-Oct-2023 15:04:08 DSC
SI.No & Issuer 3035616 & 23759236CN=e-Mudhra Sub CA for Class 3 Individual 2022,OU=Certifying Authority,O=eMudhra Limited,C=IN

System Generated

Barcode/QR Code



AABTB5026G0745672128128102351b051172cc5c61b81983b5f7dbbfea8319ee0d5

DO NOT SEND THIS ACKNOWLEDGEMENT TO CPC, BENGALURU

Partners:

G.N. GOPALARATHNAM, B.Sc., F.C.A., DISA
V. ANANTHARAMAN, B.Com., F.C.A.
M.V. RENGARAJAN, N.D.COM., F.C.A.
SUMITHRA RAVICHANDRAN, B.Sc., F.C.A.



V. CHANDRASEKARAN, B.Com., F.C.A.
N. SUNDAR, B.Sc., F.C.A., DISA
N.C. VIJAYKUMAR, B.Com., F.C.A., DISA
ARJUN .S, B.Com., F.C.A.

Ref:

Date:

FORM NO 10B
(Sec rule 17B and 16CC)

Audit report under clause (b) of the tenth proviso to clause (23C) of section 10 and sub-clause (ii) of clause (b) of subsection (1) of section 12A of the Income-tax Act, 1961, in the case of a fund or trust or institution or any university or other educational institution or any hospital or other medical institution.

We have examined the Balance Sheet of B S ABDUR RAHMAN CRESCENT INSTITUTE OF SCIENCE AND TECHNOLOGY, No. 4, Moores Road, Nungambakkam, Greams Road, Chennai - 600006, Tamil Nadu, India. (PAN No. AABTB5026G) as at 31.03.2023 and the Income and Expenditure Account for the year ended on that date which are in agreement with the books of account maintained by the said trust. These financial statements are the responsibility of the management. Our responsibility is to express an opinion on these statements based on our audit.

We conducted our audit in accordance with auditing standards generally accepted in India. Those Standards require that we plan and perform the audit to obtain reasonable assurance about whether the financial statements are free of material misstatement. An audit includes examining, on a test basis, evidence supporting the amounts and disclosures in the financial statements. An audit also includes assessing the accounting principles use and significant estimates made by managements, as well as evaluating the overall financial statement presentation. We believe that our audit provides a reasonable basis for our opinion.

We have obtained all the information and explanations which to the best of our knowledge and belief were necessary for the purposes of the audit. In our opinion, proper books of account have been kept by the above-named Trust, so far as appears from our examination of the books.

In our opinion and to the best of our information, and according to information given to us, the said accounts given a true and fair view -

- (i) In the case of the Balance Sheet of the state of affairs of the above named trust as on 31.03.2023, and
- (ii) In the case of the Income and Expenditure Account, Excess of Income over Expenditure for the year ending on 31.03.2023.

The prescribed particulars are annexed hereto.

Place: Chennai
Date : 28.10.2023

N.C. RAJAGOPAL & CO.,
CHARTERED ACCOUNTANTS
Firm Regn. No:0033985


(Mrs.Sumithra Ravichandran)
PARTNER

MembershipNo.204068
UDIN:- 23204068BGWDKN3069

B.S.ABDUR RAHMAN INSTITUTE OF SCIENCE & TECHNOLOGY,VANDALUR
SEETHAKATHI ESTATE, VANDALUR, CHENNAI - 600 048
ASSESSMENT YEAR 2023-24

STATEMENT SHOWING RECEIPTS AND APPLICATIONS OF FUNDS
FOR THE YEAR ENDED 31.03.2023

Particulars	Amount (Rs.)	Amount (Rs.)
Total Income as per the Income and Expenditure Account		1,53,09,77,082
Total Expenditure as per the Income and Expenditure Account	1,26,55,44,471	
Add: Additions to Fixed Assets		
Amount applied towards purchase of Fixed Assets excluding Assets purchased out of Loan amount	10,69,68,099	
Add: Amount applied towards Repayment of Loan towards Fixed asset purchase	1,05,24,102	
Less: Income Tax paid under Vivad Se Vishwas Scheme	-	
Less: WDV of fixed assets sold	3,15,715	
Less: Depreciation	13,91,10,689	
Less:Application from Accumulated Income for specific purpose		1,24,36,10,268
Add: Disallowance u/s 40(A)(3)	-	
Add:Expenditure not applied during the previous year 22-23	(63,45,458)	
Total Expenditure applied during the Previous Year 22-23		1,23,72,64,810
Excess of Income over Expenditure		29,37,12,272
85% of income	1,30,13,30,520	
Less:- Expenditure	1,23,72,64,810	
Amount spent (short)	6,40,65,710	-

15% of Income Accumulated

22,96,46,562

Tax Particulars	
Tax on the above Income	NIL
Less: TDS Receivable	8,89,926
Less: TCS Receivable	1,12,703
Refund due	10,02,629

As per Our Report on the even date

N.C. RAJAGOPAL & CO
 CHARTERED ACCOUNTANTS
 No.22, Krishnaswamy avenue, Mylapore,
 Chennai - 600 004.

FR No: 00033985


 (SUMITHRA RAVICHANDRAN. FCA.,)
 PARTNER
 M NO:204068

Accumulated Table for Form 10 filed on 27-09-2022

AY	Opening Balance	Current Year Accumulation	Total Accumulation	Amount Utilised	Closing Balance
2022-23	-	25,32,44,021	25,32,44,021	-	25,32,44,021
2023-24	25,32,44,021	-	25,32,44,021	-	25,32,44,021
2024-25	-	-	-	-	-
2025-26	-	-	-	-	-
2026-27	-	-	-	-	-

Accumulated Table for Form 10

AY	Opening Balance	Current Year Accumulation	Total Accumulation	Amount Utilised	Closing Balance
2023-24	-	6,40,65,710	6,40,65,710	-	6,40,65,710
2024-25	-	-	-	-	-
2025-26	-	-	-	-	-
2026-27	-	-	-	-	-
2027-28	-	-	-	-	-

Sh

B.S.Abdur Rahman Institute of Science & Technology
Seethakathi Estate , Vandalur, Chennai - 600 048

Assesment Year 2023-24
Consolidated Balance sheet at 31.03.2023

Particulars	Sch No	Amount (Rs.)	Amount (Rs.)
I. Sources of Fund:			
1 General fund	I	1,446,528,214	
2 Loans & Advances	II	19,404,352	
3 Endowment Fund	III	545,000	
Total			1,466,477,566
II Application of Funds			
Fixed Assets			
Gross Block		937,495,790	
Add: Additions		106,968,099	
Less: Deletions		1,742,713	
Less: Depreciation	IV	139,110,689	
Net Block			903,610,487
Other Non Current Assets			
Capital work in progress	IV	138,124,433	138,124,433
Current Assets	V	453,902,625	
Less: Current Liabilities	VI	29,159,979	
Net Current Assets			424,742,646
Total			1,466,477,566

For B.S.Abdur Rahman
Crescent Institute of Science &
Technology

As per Our Report on the even date

N.C. RAJAGOPAL & CO
CHARTERED ACCOUNTANTS

No.22, Krishnaswamy avenue, Mylapore,
Chennai -600 004.

FR No: 03398S




TRUSTEES

Place : Chennai

Date :



(SUMITHRA RAVICHANDRAN. FCA.,)

PARTNER

M NO:204068

B.S.Abdur Rahman Institute of Science & Technology
Seethakathi Estate , Vandalur, Chennai - 600 048

Assesment Year 2023-24

Consolidated Income & Expenditure account for the year ending 31.03.2023

Particulars		Sch No	Amount (Rs.)	Amount (Rs.)
I	Income	VII	1,53,09,77,082	
	Total			1,53,09,77,082
II	Expenditure			
	Administration Overheads	VIII	56,61,11,478	
	Salary Expenses	X	55,85,08,804	
	Finance Cost	IX	14,97,785	
	WDV of Fixed Asset		3,15,715	
	Depreciation	IV	13,91,10,689	1,26,55,44,471
	Excess of Income over Expenditure			26,54,32,611
	Total			1,53,09,77,082

For B.S.Abdur Rahman Crescent
Institute of Science & Technology



TRUSTEES

As per Our Report on the even date

N.C. RAJAGOPAL & CO
CHARTERED ACCOUNTANTS

No.22, Krishnaswamy avenue, Mylapore,
Chennai - 600 004.

FR No: 03398S



(SUMITHRA RAVICHANDRAN. FCA.,)

PARTNER

M NO:204068

B.S. Abdur Rahman Institute of Science & Technology
Seethakalhi Estate, Vandalur, Chennai - 600 048

Assesment Year 2023-24
Consolidated Schedules Balance Sheet at 31.03.2023

Particulars	BSA Society	BSA University	KBA Men's Hostel	TBAK Ladies Hostel	Canteen	Total
Schedule I						
General Fund						
Opening Balance	118,538,131	695,735,388	300,778,521	66,096,014	(52,451)	1,181,095,603
Add/(Less):-						
Donation						-
Corpus Fund						-
Excess/(Deficit) of Income over Expenditure	6,280	174,389,796	71,156,495	20,399,724	(519,684)	265,432,611
Closing Balance	118,544,411	870,125,184	371,935,016	86,495,738	(572,135)	1,446,528,214
Schedule II						
Loans & Advances						
Caution Deposit		13,906,700	1,665,000	621,000	-	16,192,700
Bank Loan		3,211,652				3,211,652
Closing Balance	-	17,118,352	1,665,000	621,000	-	19,404,352
Schedule III						
Endowment Fund						
Indian Cultural Research Trust		545,000				545,000
Closing Balance	-	545,000	-	-	-	545,000
Schedule IV						
Fixed Assets						
Opening Balance	-	836,130,069	88,857,575	12,429,183	78,963	937,495,790
Add: Additions	-	91,712,310	8,324,627	5,357,074	1,574,088	106,968,099
Less: Deletions	-	224,542	-	8	1,518,163	1,742,713
Less: Depreciation	-	126,305,524	10,469,022	2,318,203	17,940	139,110,689
Closing Balance	-	801,312,313	86,713,180	15,468,046	116,948	903,610,487
Other Non Current Assets						
Capital work in progress	-	138,124,433	-	-	-	138,124,433
Schedule V						
Current Assets						
Branch Balances						
B.S Abdur Rahman university	118,309,944	-	170,287,350	47,598,719	(540,874)	335,655,139
KBA Mens Hostel	-	(170,287,350)	-	(17,131,692)	-	(187,419,042)
TBAK Ladies Hostel	-	(47,598,719)	17,131,692	-	-	(30,467,027)
B.S Abdur Rahman Science and Technology	-	(118,309,944)	-	-	-	(118,309,944)
Crescent Canteen	-	540,874	-	-	-	540,874
Total	118,309,944	(335,655,139)	187,419,042	30,467,027	(540,874)	(0)
Related Division Balances						
All India Islamic Foundation	-	(54,894,305)	234,008	-	-	(54,660,298)
Crescent General Stores	-	2,224,505	-	-	-	2,224,505
Total	-	(52,669,801)	234,008	-	-	(52,435,793)
Cash & Bank Balances						
Cash-in-hand		490,477	30,000	3,790	145,959	670,226
Bank Balances	234,467	126,355,663	39,262,567	42,364,319	2,865,140	211,082,156
Total	234,467	126,846,140	39,292,567	42,368,109	3,011,099	211,752,381
Deposits						
Fixed Deposits	-	156,362,787	59,421,619	-	-	215,784,406
Other Deposits	-	2,751,468	8,655,761	72,025	71,000	11,550,254
Total	-	159,114,255	68,077,380	72,025	71,000	227,334,660

fm

Loans & Advances(Assets)						
Estate Office Staff Salary Advance	-	894,376	-	-	-	894,376
Festival Advance	-	1,430,000	-	-	-	1,430,000
Staff Advance	-	-	-	-	14,000	14,000
Salary Advance	-	-	375,100	10,000	-	385,100
Teaching Staff Salary Advance	-	150,000	-	-	-	150,000
Total	-	2,474,376	375,100	10,000	14,000	2,873,476
Inventory	-	-	-	-	676,397	676,397
Receivables	-	-	-	-	-	-
Sundry Debtors	-	-	663,891	(322,232)	920,444	1,262,104
Dept Advance	-	956,798	-	-	-	956,798
Others	-	-	-	-	-	-
Arbutus Consultant P Ltd	-	14,158	-	-	-	14,158
Advance Paid for 45th Science Conference	-	30,000	-	-	-	30,000
Advance for Liaison Office Expense	-	10,000	-	-	-	10,000
Bulk Sms Security Deposit	-	115,000	-	-	-	115,000
Dept Estate Office	-	2,000,000	-	-	-	2,000,000
Gita (Citic)Project	-	50,000	-	-	-	50,000
G J Mulli Galve Indian P Ltd	-	-	-	-	-	-
Home Tech Services Pvt Limited	-	3,217,835	-	-	-	3,217,835
J D Enterprises(Adv)	-	38,173	-	-	-	38,173
Kankyo Clean Tech India P Ltd	-	138,000	-	-	-	138,000
Kalapakkam Staff Qtrs Advance	-	600,000	-	-	-	600,000
Labour Shed (Construction)Security Deposit	-	600,000	-	-	-	600,000
Madurai Off Campus Rental Advance	-	16,556	-	-	-	16,556
Mahindra and Mahindra Ltd	-	60,000	-	-	-	60,000
Nallambakkam Staff Qtrs Security Deposit	-	172,000	-	-	-	172,000
Non Teach Staff Salary Advance	-	(72,900)	-	-	-	(72,900)
RELIANCE INFRA LIMITED	-	-	-	-	-	-
Reliance Jio Infotech P Ltd (Security Deposit)	-	-	-	-	-	-
RENTAL ADVANCE FOR C B S TO S K TRUST	-	65,595	-	-	-	65,595
SEETHAKATHI ESTATE PF PAYABLE	-	619,896	-	-	-	619,896
TCS RECEIVABLE	-	2,074,595	-	-	-	2,074,595
Tds Receivable A/c	-	-	-	-	-	-
TDS SHORTAGE AND EXCESS	-	1,080,250	-	-	-	1,080,250
TNEB Accured Intrest Receivable	-	10,172,144	-	-	-	10,172,144
Tuition Fees Receivable 2019-20	-	28,201,243	-	-	-	28,201,243
Tuition Fees Receivable 2020-21	-	(0)	-	-	-	(0)
Tuition Fees Receivable 2021-22	-	2,690,400	-	-	-	2,690,400
Senhill Enterprises (Madurai Capmus Road Work)(Ad	-	9,589,657	-	-	-	9,589,657
Venugopal (Construction Madurai Campus)Adv	-	-	-	-	-	-
Total	-	62,439,400	663,891	(322,232)	920,444	63,701,504
Closing Balance	118,544,411	(37,450,768)	296,061,988	72,594,929	4,152,066	453,902,625

Shk

Schedule VI						
Current Liabilities						
Projects						
Amrita Roy Project (life Sceince Dept)	-	45,509	-	-	-	45,509
Ashok Kumar Pandurangan Project A/c	-	9,714	-	-	-	9,714
Bagavathy Second Project (Chemistry)	-	1,273,871	-	-	-	1,273,871
Basheer Ahamed Phy Dept Project	-	116,414	-	-	-	116,414
Bommanaboma Anil Kumar Project	-	200	-	-	-	200
Dr. Easwaramoorthy Project	-	127,359	-	-	-	127,359
Gajalakshmi (Civil)Project	-	(197)	-	-	-	(197)
Haji Sheik Mohamed Civil Paper Project	-	346,269	-	-	-	346,269
Hemalatha Life Scien (Forest Research) Project	-	180,000	-	-	-	180,000
Kadiresh Project	-	148,639	-	-	-	148,639
Karthikeyan Project (Chemistry Dept)	-	1,706	-	-	-	1,706
Karthikeyan Project (Ii Project) Chemistry Dept	-	91,087	-	-	-	91,087
Karthikeyan Ramalingam Second Project	-	28	-	-	-	28
Karthikeyan Ramalingam Third Project	-	25,675	-	-	-	25,675
Karunanilhi Project (Aero Dept)	-	1,498	-	-	-	1,498
Komalavalli (Phy) Project	-	2,094	-	-	-	2,094
Mahasampath Gowri Project	-	1,651	-	-	-	1,651
Mahashar Ali (Mech Dept)Project	-	98,571	-	-	-	98,571
Mrs. Bagavathy (Chem)Project	-	2,254	-	-	-	2,254
Nano Project	-	(258,923)	-	-	-	(258,923)
Prakash Nalarajan If Dept Project	-	12,447	-	-	-	12,447
PROF. Abdul Kader (Poly Dept)	-	208,882	-	-	-	208,882
Prof Amanulla Sir Project	-	1,610	-	-	-	1,610
Prof Rajendran Mech Dept Project	-	633	-	-	-	633
Raja Mohamed Project (Phy Dept)	-	534	-	-	-	534
Sai Harini Chemistry Project	-	357,130	-	-	-	357,130
Sheeza Khan Life Science Dept Project	-	12,071	-	-	-	12,071
Shivashanmugavalli (Ece Dept)Project	-	10,642	-	-	-	10,642
Shriram Project(Tamil Virutual Academy)	-	180,600	-	-	-	180,600
Suriya Rajan (Mech Dept) Project	-	2,893	-	-	-	2,893
Tharini Ece Dept Project	-	(333,334)	-	-	-	(333,334)
Tharini Ece Dept Project (Ii Project)	-	30,699	-	-	-	30,699
Thirumalai Project (Phy Dept)	-	235	-	-	-	235
Vasanthi Padmañaban(Civil Dept)Project	-	34,723	-	-	-	34,723
Vijayayanlhi Project (Phy Dept)	-	9,361	-	-	-	9,361
Wasima Mohammed Project	-	-	-	-	-	-
Total	-	2,742,545	-	-	-	2,742,545
Sundry Creditors						
Sundry Creditors	-	7,960,227	8,976,715	946,236	-	17,883,178
Total	-	7,960,227	8,976,715	946,236	-	17,883,178
Employee Benefits Payable	-	1,547,901	-	-	4,122,458	5,670,359
Statutory Due Payables	-	1,946,769	198,437	-	-	2,145,206
Other Payables	-	-	-	-	718,690	718,690
Total	-	3,494,670	198,437	-	4,841,149	8,534,256
Closing Balance	-	14,197,442	9,175,152	946,236	4,841,149	29,159,979
Schedule VII						
Income	6,375	1,240,715,348	200,945,313	51,298,750	37,362,491	1,530,328,276
Sale of Fixed Asset	-	185,000	-	-	95,000	280,000
Change in Stock	-	-	-	-	368,806	368,806
	6,375	1,240,900,348	200,945,313	51,298,750	37,826,297	1,530,977,082
Schedule VIII						
Administration Overheads	-	409,426,327	99,814,569	24,944,654	31,925,927	566,111,478
	-	409,426,327	99,814,569	24,944,654	31,925,927	566,111,478
Schedule IX						
Finance Cost						
Bank Charges	95	280,774	31,464	3,370	1,139	316,841
Bank Interest paid	-	1,180,944	-	-	-	1,180,944
	95	1,461,718	31,464	3,370	1,139	1,497,785
Schedule X						
Employees Cost						
Salary Expenses	-	529,096,268	19,473,762	3,632,799	6,305,975	558,508,804
	-	529,096,268	19,473,762	3,632,799	6,305,975	558,508,804
Depreciation	-	126,305,524	10,469,022	2,318,203	17,940	139,110,689
	-	126,305,524	10,469,022	2,318,203	17,940	139,110,689
WDV of Fixed Assets sold	-	220,715	-	-	95,000	315,715
	-	220,715	-	-	95,000	315,715
Total	95	1,066,510,552	129,788,817	30,899,026	38,345,981	1,265,544,471

B.S.Abdur Rahman Crescent Institute of Science and Technology (Society)
Seethakathi Estate, GST Road,Vadalur,Chennai-600 048

Assessment Year 2023-2024

Balance Sheet as on 31.03.2023

Particulars	Sch.No.	As At 31st March 2023
SOURCES OF FUNDS		
Capital Fund	1	118,544,411
TOTAL		118,544,411
APPLICATION OF FUNDS		
Current Assets	2	118,544,411
TOTAL		118,544,411

For B.S.Abdur Rahman Crescent
Institute of Science & Technology



Trustees

Place : Chennai

Date :

For N.C. Rajagopal & Co.,
Chartered Accountants,
No.22 Krishnaswamy
Avenue, Luz Church Road,
Mylapore, Chennai 600004



Mrs.Sumithra Ravichandran

Partner

Membership no. 204068

B.S.Abdur Rahman Crescent Institute of Science and Technology (Society)
Seethakathi Estate, GST Road, Vadalur, Chennai-600 048

Assessment Year 2023-2024

Income & Expenditure A/C For The Year Ended 31.03.2023

Particulars	Sch.No.	Year Ended 31st March 2023
INCOME		
Bank Interest	3	6,375
TOTAL	(A)	6,375
EXPENDITURE		
Bank Charges		94
TOTAL	(B)	94
Excess of Income Over Expenditure	(A-B)	6,281
TOTAL		6,375

**For B.S.Abdur Rahman Crescent Institute of
Science & Technology**



Trustees

Place : Chennai

Date :



**For N.C. Rajagopal & Co.,
Chartered Accountants,
Luz Church Road, Mylapore,
Chennai 600004
Firm Reg No.003398S**



**Mrs.Sumithra Ravichandran
Partner**

Membership no. 204068

B.S.Abdur Rahman Crescent Institute of Science and Technology (Society)
Seethakathi Estate, GST Road, Vadalur, Chennai-600 048

Assessment Year 2023-2024

Schedules Forming Part of Balance Sheet & Income and Expenditure as on 31.03.2023

Particulars	Amount (in Rs.)	Amount (in Rs.)
Schedule- 1 : General Fund		
Opening Balance	118,538,131	
Add/(less):-		
Corpus fund	-	
Excess/ (Deficit) Of income over expenditure	6,281	
Closing Balance		118,544,411
Total		118,544,411
Schedule- 2 : Current Assets		
Branch Balances		
B.S. Abdurrahman University A/c	118,309,944	
Cash & Bank Balances		
Indian Overseas Bank 12699	234,467	
Total		118,544,411
Schedule - 3 : Income		
Bank Interest	6,375	
Total		6,375

B.S.Abdur Rahman Crescent Institute of Science & Technology
Seethakathi Estate , Vandalur, Chennai - 600 048

Assesment Year 2023-2024
Balance sheet as at 31.03.2023

Particulars		Sch No	As at 31.03.2023	
			Amount(Rs.)	Amount(Rs.)
I.	Sources of Fund:			
1	General fund	1	870,125,184	
2	Loans & Advances	2	17,118,352	
3	Endowment fund	3	545,000	
	Total			887,788,536
II	Application of Funds			
	Fixed Assets			
	Gross Block		836,130,069	
	Add: Additions		91,712,310	
	Less: Deletions		224,542	
	Less: Depreciation	4	126,305,524	
	Net Block			801,312,313
	Other Non Current Assets			
	Capital work in progress	4	138,124,433	138,124,433
	Current Assets	5	(37,450,768)	
	Less: Current Liabilities	6	14,197,442	
	Net Current Assets			(51,648,210)
	Total			887,788,536

**For B.S.Abdur Rahman Crescent
Institute of Science & Technology**

As per our report on even date



N.C. RAJAGOPAL & CO
CHARTERED ACCOUNTANTS
No.22, Krishnaswamy avenue, Mylapore,
Chennai - 600 004.
FR No: 03398S



MRS. SUMITHRA RAVICHANDRAN
PARTNER
M NO:204068

TRUSTEES
Place:
Date:

B.S.Abdur Rahman Crescent Institute of Science & Technology
Seethakathi Estate , Vandalur, Chennai - 600 048

Assesment Year 2023-2024
Income & Expenditure Account For The Year Ended 31-03-2023

Particulars	Sch No	A.Y.2023-24	
		Amount (Rs.)	Amount (Rs.)
I.Income			
Income	7	1,240,715,348	
Sale of Fixed Asset	4	185,000	
Total			1,240,900,348
II.Expenditure			
Direct Expenses- Education	8	409,426,327	
Employee Costs	9	529,096,268	
Finance Cost	10	1,461,718	
Depreciation	4	126,305,524	
WDV of Fixed Assets sold	4	220,715	
Total			1,066,510,552
III.Excess of Income Over Expenditure (I-II)			174,389,796

For B.S.Abdur Rahman Crescent Institute of
Science & Technology

As per our report on even date

TRUSTEES

Place:

Date:

N.C. RAJAGOPAL & CO
CHARTERED ACCOUNTANTS
No.22, Krishnaswamy avenue, Mylapore,
Chennai - 600 004.

FR No: 03398S


MRS. SUMITHRA RAVICHANDRAN
PARTNER
M NO:204068

B.S.Abdur Rahman Crescent Institute of Science & Technology
Seethakathi Estate , Vandalur, Chennai - 600 048

Assesment Year 2023-2024
Schedules to Financials as on 31.03.2023

Particulars	AY 23-24 (Amount in Rs.)
Schedule 1	
General Fund	
Opening Balance	695,735,388
Add : Donation	-
Add/(Less):-	695,735,388
Corpus Fund	-
Excess of Income over Expenditure	174,389,796
Closing Balance - General Fund	870,125,184
Schedule 2	
Loans (Liability)	
Benz Vehcile Loan (Hdfc Bank)	2,513,325
Caution Deposit	13,906,700
Vehicle Laon Amount From Iob	698,327
Closing Balance - Loans(Liability)	17,118,352
Schedule 3	
Endowment Fund	
Indian Cultural Research trust	545,000
Closing Balance - Endowment Fund	545,000
Schedule 5	
Current Assets	
Branch Balances	
B.S. Abdur Rahman Science and Technology	(118,309,944)
Kba Mens Hostel Bsau	(170,287,350)
T B A K Womens Hostel	(47,598,719)
Crescent Canteen	540,874
Others	
Allindia Islamic Foundation	(54,894,305)
Crescent General Stores	2,224,505
Total	(388,324,939)

Cash & Bank Balances

Cash-in-hand	490,477
Bsacist A/c No 19285 (Dept of It)	8,388
Bsacist A/c No 19340 (Dept of Ece)	359,112
Bsacist A/c No 28406 (Iqac)	471
Bsacist A/c No 571 (Apple Ios)	74,831
Centre for Distance and Online Education 29026	320
Centre for Sustainable Development A/c No 28127	57,286
Clic A/c No28816	306
Controller of Examination A/c No 13097	10,490
Crescent School of Law A/c No 25314	81,600
Dean A A A/c No 23869	9,066
Dean Academic Research A/c No 19247	171,872
Dean Crescent School of Architecture A/c No 19782	2,103,375
Dean Crescent School of Business A/c No 27060	112,200
Dean Crescent School of Pharmacy 25070	61,728
Dean School of Life Science A/c No 19853	1,111,958
Dean Scims A/c No 19341	12,128
Dean Social Science and Humanities A/c No 19343	19,941
Dean Student Affairs A/c No 26464	69,138
Dept of Aerospace Engineering A/c No 19628	133,101
Dept of Automobile Engineering A/c No 19421	81,956
Dept of Chemistry A/c No 13902	85,559
Dept of Chemistry A/c No 19360	12,899
Dept of Civil Engineering A/c No 19251	165,670
Dept of Commerece A/c No 25027	186,239
Dept of Computer Application A/c No 19655	44,000
Dept of Computer Science A/c No 19284	1,495
Dept of Eee A/c No 19248	84,480
Dept of English A/c No 19357	20,822
Dept of Mechanical Engineers A/c No 19388	494,364
Dept of Physics A/C No 19366	95,359
Director Admission A/c No 25389	632
Director Physical Education A/c No 19407	56
Electronics &Instrumentation Engineering 19322	19,467
H O D Management Studies A/c No 19310	344,777
Hod Mathamatics Dept A/c No 21412	7,579
Hod Polymer Engineering A/c No 19913	10,437
Placement Cell A/c No 19405	1,144
Professor Incharges of Library A/c No 19912	137,890
School of Islamic Studies 19719	2,170,392
Indian Overseas Bank 15256 (Cau.Depo)	2,805,729
Indian Overseas Bank 19354 (Sponsered Research Proj	676,097
Indian Over Seas Bank 23503(Karthikeyan Ramalingam	28
Indian Overseas Bank 786	18,460,771
Indian Over Seas Bank A/c 25793 (Basheer Ahamed Pro	116,414
Indian Overseas Bank A/c 440	16,755,165
Indian Overseas Bank A/c No 20175 (Sponserd Projec	1,245,754
Indian Overseas Bank A/c No 460	51,656,781
INDIAN OVERSEAS BANK BUS FEES A/C 19195	22,886,628
I O B 23831 P F M S A/C	2,303,983
I O B A/c No 20741 (Fitness Centre Fees A/c)	1,035,937
Iob A/c No 26571 A/c Asohk Kumar Project (Life Sc	9,714
Iob A/c No 27630 Prakash Natarajan It Dept Project	19,947
T.M.B Ltd 096100050006096	20,191
Total	126,846,140

Deposits	
Fixed Deposits	156,362,787
Balsubramaniam Auto Diesel Centre	152,351
Cylinder Deposit	21,400
Electricity Deposit	857,248
Endowment Deposit	1,000,000
Iit Membership Deposit	12,000
Petrol Deposit	2,000
Security Deposit	150,000
Telephone Deposit	53,719
Watercharges Deposit	502,750
Total	159,114,255
Loans & Advances(Assets)	
Estate Office Staff Salary Advance	894,376
Festival Advance	1,430,000
Teaching Staff Salary Advance	150,000
Total	2,474,376
Receivables	
Dept Advance	956,798
Others	
Arbutus Consultant P Ltd	14,158
Advance Paid for 45th Science Conference	30,000
Bulk Sms Security Deposit	10,000
Dept Estate Office	115,000
Gita (Ciic)Project	2,000,000
G J Multi Galve Indian P Ltd	50,000
Home Tech Services Pvt Limited	-
J D Enterprises(Adv)	3,217,835
Kankyo Clean Tech India P Ltd	38,173
Kolapakkam Staff Qtrs Advance	138,000
Labour Shed (Constrctioun)Security Deposit	600,000
Madurai Off Campus Rental Advance	600,000
Mahindra and Mahindra Ltd	16,556
Nallambakkam Staff Qtrs Security Deposit	60,000
Non Teach Staff Salary Advance	172,000
RELIANCE INFRA LIMITED	(72,900)
Reliance Jio Infotech P Ltd (Security Deposit)	-
RENTAL ADVANCE FOR C B S TO S K TRUST	-
SEETHAKATHI ESTATE PF PAYABLE	65,595
TCS RECEIVABLE	619,896
Tds Receivable A/c	2,074,595
TDS SHORTAGE AND EXCESS	-
TNEB Accured Intrest Receivable	1,080,250
Tuition Fees Receivable 2019-20	10,172,144
Tuition Fees Receivable 2020-21	28,201,243
Tuition Fees Receivable 2021-22	(0)
Senthil Enterprises (Madurai Capmus Road Work)(Ad	2,690,400
Venugopal (Construction Madurai Campus)Adv	9,589,657
Total	62,439,400
Closing Balance - Current Assets	(37,450,768)

Schedule 6**Current Liabilities****Sundry Creditors**

Akai Foundation P Limited	4,205,467
Amizhithaa Bakery Rental Advance	120,000
Arz Events and Concepts Pvt Ltd	35,525
Bills Payable	-
Blue Zen Enterprises Private Limited	50,000
Chai King Canteen Rental Advance	60,000
Electro Mechanical Engineering A/c Payable	111,273
Esi Management Contribution Payable A/c	58
Flextraonics Technologies Indiapvt Limited	72,650
Provident Fund Estate Office (Staff)	25,366
PROVIDENT FUND PAYABLE A/C	14,198
Provident Fund Teaching Staff	874
Rental Advance (Ridha Printers)	10,000
Salary Advances(with Held Salary)	1,547,901
Sponser From Outsource	87,500
Tds Payable 440 A/c (University)	91,371
Tds Payable 460a/c	44,656
Tds Payable 786 A/c (University)	414,923
Tds Payable A/c	1,395,819
Tuition Fees 2023-24	582,041
Tuition Fees Payable to I Nature	2,619,400
TVS Mobillity Private Limited	(969)
Glacier Air system Private Limited	-
KUN Commercial Private limited	(6,542)
Bharath Computers	(2,325)
Ammyo Solutions	(292)
Solaris Computer Private Limited	(12,978)
Fitwell Solution	(1,425)
SUMMIT DIGITEL INFRASTRUCTURE PRIVATE LIMITED	7,612
MILES EDUCATION PRIVATE LIMITED	-
AUK COMPUTING PRIVATE LIMITED	544
PFIZER HEALTHCARE INDIA PRIVATE LIMITED	-
KUNRATHUR TOWN PANCHAYAT	(3,224)
THARAKAN WEB INNOVATIONS PRIVATE LIMITED	(14,526)

Total**11,454,897****Project**

Amrita Roy Project (Iife Sceince Dept)	45,509
Ashok Kumar Pandurangan Project A/c	9,714
Bagavthy Second Project (Chemistry)	1,273,871
Basheer Ahamed Phy Dept Project	116,414
Bommanaboma Anil Kumar Project	200
Dr. Easwaramoorthy Project	127,359
Gajalakshmi (Civil)Project	(197)
Haji Sheik Mohamed Civil Pdpet Project	346,269
Hemalatha Life Scien (Forest Research) Project	180,000
Kadiresh Project	148,639
Karthikeyan Project (Chemistry Dept)	1,706
Karthikeyan Project (Ii Project) Chemistry Dept	91,087
Karthikeyan Ramalingam Second Project	28
Karthikeyan Ramalingam Third Project	25,675
Karunanithi Project (Aero Dept)	1,498
Komalavalli (Phy) Project	2,094
Mahasampath Gowri Project	1,651
Mahashar Ali (Mech Dept Oproject	98,571
Mrs. Bagavathy (Chemi)Project	2,254
Nano Project	(258,923)
Prakash Natarajan It Dept Project	12,447
PROF. Abdul Kader (Poly Dept)	208,882
Prof Amanulla Sir Project	1,610
Prof Rajendran Mech Dept Project	633
Raja Mohamed Project (Phy Dept)	534
Sai Harini Chemistry Project	357,130
Sheeza Khan Life Science Dept Project	12,071
Shivashanmugavalli (Ece Dept)Project	10,642
Shriram Project(Tamil Virutual Academy)	180,600
Suriya Rajan (Mech Dept) Project	2,893
Tharini Ece Dept Project	(333,334)
Tharini Ece Dept Project (Ii Project)	30,699
Thirumalai Project (Phy Dept)	235
Vasanthi Padmanaban(Civil Dept)Project	34,723
Vijayajayanthi Project (Phy Dept 0	9,361
Wasima Mohammed Project	-

Total**2,742,545****Closing Balance - Current Liabilities****14,197,442**

Schedule 7**Income- Fee from students**

B.A	965,000
B.A English Hons	720,000
B A L L B	11,785,000
B A PUBLIC POLICY	3,680,750
B.Arch	39,357,500
B B A	10,729,000
B B A (L L B)	25,301,500
B C A	11,416,000
B.Com	37,193,000
B.Com L L B	1,235,000
B.Design	13,103,800
Bio Technologies	14,510,000
B. Pharam	17,273,000
B Sc Biotechnologies	3,215,000
B S C Computer Science	5,760,000
B.Tech (U.G)Iii Rd Year	57,095,894
B.Tech (U.G) II Nd Year	63,965,400
B.Tech (U.G)Iv Th Year	55,189,398
M.A (P.G)	240,000
M.ARCH	380,000
Mba(P.G)	12,801,000
M.C.A. (P.G)	5,462,250
M .Com	720,000
M.Sc (P.G)	3,925,000
M.Tech (P.G) II Nd Year	3,870,000
M.Tech (P.G) (Part Time)	192,000
O D L Programme	4,734,581
PGDM (CBS)	4,300,000
P.Hd	14,823,643
Apollo Tyre Part Time Tuition Fees	1,885,000
C B S& NEFT Receipt (Tui Fees)	1,124,467
Flextronics Technologies Part Time Tuition Fees	710,000
Mando Part Time Tuition Fees	10,460,000
Tuition Fees 2021-2022	289,317,290
M B A I E V Istyear Tuition Fees	3,880,000
TUITION FEES	278,310,600
Tuition Fees 16-17	60,000
Tuition Fees 18-19	27,000
Total	1,009,718,073

Other Income	
Amenities and Service Fees	79,147,500
Aptic Test Course Fees English Dept	2,700
Bank Intrest	1,138,804
BOOK STALL RENT RECEIVED	99,120
Breakage Fine	30,320
B.S.A. Exam Fees Receipts A/c	43,262,550
B.S. A University Campus Staff Quarters Rent	4,136,733
B Sc Internship Project (Physics Dept)	5,000
Transport Fees (Bus Fees Staff)	4,256,669
Transport Fees (Student Bus Fees)	36,639,000
Canteen Rent Received	41,703
C.A. Programme Course Fees	79,240
Certificate Verification Charges	473,021
Convocation Fees	2,037,602
Credit Card Bank Charges (Receipts)	393,130
Electricity Charges Recovery	20,196,967
Fine	166,250
Fitness Centre Fees A/c	313,035
Fixed Deposit Intrest	32,687
Green Certificate Course Fees	100,000
Hall Rent	542,500
Ibm Course Fees Income	2,355,000
JIO TELEPHONE TOWER RENT	-
Lab Uniform and Coat (Aero) Fees	5,475
Library Contingencies Receipts	207,080
Management Share for Consultancy,Hall Rent Etc	700,506
M B A C E P Course Fees	462,500
M B A I I P Course Fees	1,400,000
Medical Bill Received	29,165
Mis Receipt	10,208,552
Msc Chemistry Project Fees (Out Side Student)	44,000
Nlos Testing Charges Receipts	96,200
Odl Book Fees	2,000
Odl Book(Hard Copy)	8,000
P.Hd Admission Fees	32,000
Pollution Control Room Rent	110,000
Prof Peer Mohamed Endowment Deposit Intrest	53,138
Re Do Course Fees	2,402,000
Rent Received(Ridha Prints)	60,000
Sale of App: (Net Banking Receipts)	7,904,607
Sale of Application	2,354,550
Smart Card (Student Id Card)	31,550
Social Science 45 Th Conferance Income	1,127,836
Sponsored Project Over Head Income	107,300
Staff Quarters Maintenance Income	276,794
Student Book and Instruments	(97,050)
Training Programme by CBS	1,317,180
University Readmission Fees	10,000
U S C M A Course Fees	538,200
Value Added Course Fees	(57,100)
Various Consultancy Receipts	930,861
Vehile Pass	48,900
Water Charges Recovery Amount	5,233,500
Total	230,997,275
Grand Total - Income	1,240,715,348

Schedule 8**Direct Expenses- Education**

1

Ac Maintenance	570,020
Academic Audit Fee	148,111
Academic Council Meeting Expenses	40,000
Accreditation Expenses	1,426,441
Admission Expenses	5,983,265
Administrative expense	2,258,804
Advertisement	16,820,195
AICTE Approval Fees	955,021
Apollo Tyre Course Remuneration	2,541,000
Audit Fee	1,477,950
Auditorium Maintenance	1,524,057
B.Com Hons Integrated with ACCA Exp	129,000
B.S.A. University Exam Fees Paid A/c	7,589,599
Bank Charges Exam Fees Through Online	99,944
Bec Exam Expenses	1,370,476
Bharath Benz Vehcile Bank Loan Intrest	676,772
Bio Waste Disposable Expenses	87,134
Board of Study Meeting Expenses	439,482
Boom Barrier Service Charges	44,213
Bpharm Approval Fee	413,000
Building Maintenance	22,796,089
Bycycle and Tricycle Maintenance	3,355
Cctv Camera Expenses	160,414
Chiller Maintenance	8,032,592
College Maintenance	99,853
Computer Maintenance	4,700
Consulting and Testing Remuneration	429,861
Consulting Charges	753,099
Conveyance	169,097
Convocation Expenses	5,791,891
Council of Architecture Fee	200,000
Covid 19 Mgt Contribution	100,492
Crescent Innovation Incubation Council Exp	68,103,820
Crescent School of Busine Exp (S B C MBA PROGRAME)	14,875,831
Data Processing Charges A/c(Tds Filing Charges)	95,200
Dept Lab Charges	30,897,160
Dept Maintenance	4,220,451
Diesel for Generator	263,618
Driver Bata	7,050
Dth Recharges	9,290
Electrical Inspection Fee	28,000
Electrical Maintenance	4,201,028
Electricity Charges	32,136,848
Electricity Generation (Generator) Tax	2,600
Estate Office Driver Bus Pass A/c	305,500
Fellowship Contingencies	28,422
Fire Safety Equipment Maintenance	179,950
C/F	238,490,696

Fire Extinguishers Refilling Exp	36,640
Flag Day Contribution Fee	50,000
Flextronic Part Time Course Remuneration	480,000
Freight Charges	11,680
Garden Maintenance	2,117,704
Generator Maintenance	838,378
Green Certificate Training Fees	948,803
Gst Charges Paid A/c	166,151
Gst Filling Fees	30,000
Hospitality	2,442,493
House Keeping	1,826,713
I.D Card Expenses	584,877
Ibm Course Fees Expenses	4,106,400
Income Tax A/c	1,194,120
Insurance(Vehicles)	2,133,431
Internet Charges Expenses	2,804,074
Law Course Application Fee	100,000
Law Course Recognition Fee	500,000
Law Course Inspection Fees	1,000,000
Legal Fees	127,000
Library Periodicals and Journals	9,477,000
Library Contingencies	326,834
Lift Annual Maintenance	974,388
Madurai Off Campus Expenses	9,941,706
Madurai Off Campus Rent	900,000
Maini Buggy Vehicle Maintenance	66,150
Mando Course Remuneration	4,404,000
Medical Hall Expenses	498,567
Membership Fees	720,135
Motor Maintenance	70,511
Motor Vehicle Maintenance	6,946,520
Motor Vehicle(Pol)	27,201,057
Motor Vehile F.C Renewal Expenses	575,740
Mtech Student Stipend	1,182,500
Nss Fees Expenses	63,922
O L &O D L NOC CHARGES	265,000
O.T. Allowance	73,500
ODL /OL PROGRAMME FEES	59,000
Odi Remuneration	2,566,402
Other Expenses	2,384,593
Placement Fee Expenses	4,570,212
Plumbing Maintenance	973,647
Pongal Festival Celbration Expenses	15,909
Postage and Telegrams	93,748
Printing and Stationary	1,304,108
Professional Training Course Fee	9,702,460
Property Tax	1,139,000
	346,485,768

C/F

R.&D Lab Charges	1,708,262
R.O.Water Treatment Plant Expenses	480,317
Redcourse Expenses	3,093,960
Rental Expense (SK Trust)	14,400,000
Remuneration (Earn While You Learn)	1,284,700
Remuneration Nts	42,800
Remuneration Ts	305,000
Repairs and Maintenance	10,253,786
Research Incentive Scheme Expenses	2,093,014
Road Tax for Vechile	945,481
Sale of Application Bank Charges	80,646
Security Staff Salary	940,565
Selayur Staff Quarters Maintenance	46,710
Seminar	2,561,556
Seminar Conducted	2,104,691
Sitting Fee	1,741,708
Solar Power Plant Maintenance	88,030
Solid Waste Management Waste Management Exp	644,800
Sponsorship Fees	734,237
Sports and Games	2,105,484
Staff Quarters Maintenance	2,175,251
Staff Welfare	3,064,894
Student Cultural Activity Expenses (Society)	1,605,535
Student Insurance Fee Paid	489,042
Sweage Water Treatment Plant	453,870
Telephone	609,142
Telephone Maintenance	153,585
Tent and Umberlla	132,000
TiMES Higher Education (THE) RANKING Dash Board	798,401
Toll Charges & Parking Charges	1,154,993
Travelling Expenses	1,741,224
Tuition Fees Credit Card Charges	341,806
Tuition Fees Reapid A/c	292,500
Tution Fees Receivable Written Off Exp	708,000
V.C Quaters House Hold Articles Exp	-
Various Consultancy Payments	505,297
Vehicle Loan Intrest - Job Bank	121,522
Vehile Permit Expenses	40,500
Vehile Reg. Expenses	65,514
Water Charges	2,679,250
Water Tank Maintenance	101,830
Xerox Meter Reading Charges	50,656

Total Direct Expenses- Education	409,426,327
---	--------------------

Schedule 9

Employee Cost

E.O. E S I Management Contibution	258,080
Essential Staff Salary	54,215,512
E.S.I. Management Contribution A/c	762,664
Exgratia Amount	2,000,000
Fellowship Salary	5,954,949
Gratuity for Estate Office Staff	564,992
Gratuity Non Teaching Admin	342,903
Gratuity Non Teaching Tech	273,719
Gratuity Teaching	2,756,795
Nts Admin Salary	41,055,289
Nts Technical Salary	28,981,296
Provident Fund Contribution (Estate Office)Magt	2,764,507
Providnet Fund Contribution (Magt)	15,145,783
Teaching Staff Salary	374,019,779

Total Employee Cost	529,096,268
----------------------------	--------------------

Schedule 10

Finance Cost

Bank Charges	280,774
BANK INTREST PAID	1,180,944

Total Finance Cost	1,461,718
---------------------------	------------------

Grand Total - Expenditure	939,984,313
----------------------------------	--------------------

Books:									
Edc Library Book	1,846	-	-	-	1,846	15%	277	1,570	
I.A.S. LIBRARY BOOK	3,674	-	-	3,674	15%	551	3,123		
Library Book	9,849,068	-	1,011,814	-	10,860,882	15%	1,553,246	9,307,635	
Brain Marie	155,560	-	-	-	155,560	15%	23,334	132,226	
TOTAL	10,010,148	-	1,011,814	-	11,021,962		1,577,408	9,444,554	
Office Equipments:									
Airconditioner	8,976,513	3,303,305	3,394,810	-	15,674,628	15%	2,096,583	13,578,045	
Air cooler	19,652	-	-	-	19,652	15%	2,948	16,704	
A.V Studio System	173,828	-	-	-	173,828	15%	26,074	147,754	
Blower Machine	11,104	-	-	-	11,104	15%	1,666	9,439	
Billing Machine	11,713	-	-	-	11,713	15%	1,757	9,956	
Counting Maching (Loose Note Machine)	1,332	-	-	-	1,332	15%	200	1,132	
Ceiling fan	802,489	-	-	-	802,489	15%	120,373	682,116	
Deep Freezer	12,007	-	95,000	-	107,007	15%	8,926	98,081	
Eco Bin 250	579,734	-	-	-	579,734	15%	86,960	492,774	
Edc Equipment	41,581	-	-	-	41,581	15%	6,237	35,344	
Electrical Audio Equipment (Convention Centre)	1,424,965	-	-	-	1,424,965	15%	213,745	1,211,220	
Electrical Installation	6,562,897	329,610	18,798	-	6,911,305	15%	1,035,286	5,876,019	
Electrical Transformer	685,158	-	-	-	685,158	15%	102,774	582,384	
Electrical Light Fittings	837,781	-	-	-	837,781	15%	125,667	712,114	
Exhaust Fan	40,748	-	-	-	40,748	15%	6,112	34,636	
Electronic Weighing Scale	11,392	-	-	-	11,392	15%	1,709	9,683	
Fire Equipment	148,266	-	-	-	148,266	15%	22,240	126,026	
Fogline Machine	14,886	-	-	-	14,886	15%	2,233	12,653	
Fridge	16,501	-	-	-	16,501	15%	2,475	14,026	
Generator	2,309,145	-	-	-	2,309,145	15%	346,372	1,962,773	
Nallam Bakkam Staff Qtrs House Hold Articles	114,278	-	-	-	114,278	15%	17,142	97,137	
Hardware Item	1,107,657	-	-	-	1,107,657	15%	166,149	941,508	
Intercom	70	-	-	-	70	15%	10	59	
Lab Equipments	58,125,812	9,391,098	5,757,307	-	73,274,216	15%	10,559,334	62,714,882	
Lab Equipments (R&D)	5,819,355	690,824	2,997,791	-	9,507,970	15%	1,201,361	8,306,609	
Lcd Projector	5,093,477	38,150	324,800	-	5,456,427	15%	794,104	4,662,323	
LED Wall (T.V)	478,225	-	-	-	478,225	15%	71,734	406,491	
Lift (Otis Elevator)	7,893,066	-	-	-	7,893,066	15%	1,183,966	6,709,106	
Machinery and Equipments	600	-	-	-	600	15%	90	510	
Musical Instruments	66,760	-	-	-	66,760	15%	10,014	56,746	
Meter for Generator	4,312	-	-	-	4,312	15%	647	3,665	
Mic (Auditorium Use)	109,258	-	-	-	109,258	15%	16,389	92,869	
Micro Oven	15,353	-	-	-	15,353	15%	2,303	13,050	
Microphones (Convention Centre)	193,656	-	-	-	193,656	15%	29,048	164,608	
Mobile Jetting Machine	110,405	-	-	-	110,405	15%	16,561	93,844	
Mosquito Machine	5,033	-	-	-	5,033	15%	755	4,278	
Medical Hall Equipments	234,026	-	-	-	234,026	15%	35,104	198,922	
Office Equipments	93,490	-	-	-	93,490	15%	14,023	79,466	
Pop Corn Machine	7,875	-	-	-	7,875	15%	1,181	6,694	
Noice Board	115,391	19,824	-	-	135,215	15%	20,282	114,933	
Sign Board for CB School	67,962	-	-	-	67,962	15%	10,194	57,768	
Sign Board (Crescent Campus)	2,003,569	-	-	-	2,003,569	15%	300,535	1,703,033	
Refrigerator	65,253	-	15,000	-	80,253	15%	10,913	69,340	
R.O.Water Treatment Plant	535,476	365,800	-	-	901,276	15%	135,191	766,084	
Sewage Water Treatment Plant	1,011,705	-	-	-	1,011,705	15%	151,756	859,949	
Stabilizer	1,511	-	-	-	1,511	15%	227	1,284	
STP Sewage Line	1,531,092	-	-	-	1,531,092	15%	229,664	1,301,428	
Television	299,194	238,990	33,750	-	571,934	15%	83,259	488,675	
Telephone Installation	517,834	-	-	-	517,834	15%	77,675	440,159	
Typewriter	10	-	-	-	10	15%	1	8	
U.P.S	5,073,905	165,200	153,400	-	5,392,505	15%	797,371	4,595,134	
U P S Batteries	1,634,116	626,200	-	-	2,260,316	15%	339,047	1,921,268	
Vacuum Cleaner	38,518	-	-	-	38,518	15%	5,778	32,740	
Vehicles Tools	41,640	-	-	-	41,640	15%	6,246	35,394	
Vessels	464,382	-	-	-	464,382	15%	69,657	394,725	
V R F Airconitkoner Equipment (Life Science Dept)	477,910	-	-	-	477,910	15%	71,687	406,224	
Water Cooler	487,210	366,259	323,531	-	1,177,001	15%	152,285	1,024,715	
Water Treatment Plant	455,375	-	-	-	455,375	15%	68,306	387,069	
Water Dispenser	73,466	-	-	-	73,466	15%	11,020	62,446	
Water Tanker	53,555	-	-	-	53,555	15%	8,033.28	45,522	
TOTAL	117,103,474	15,535,260	13,114,187	-	145,752,921		20,879,374	124,873,547	
Plant & mach:									
Boom Barrier	123,216	-	-	-	123,216	15%	18,482	104,734	
Motor(Submessiblesewage Pumset)	493,046	-	-	-	493,046	15%	73,957	419,089	
Sanitary Napkin Vending Machine	110,318	97,334	-	-	207,652	15%	31,148	176,504	
Solar Power Plant 100 KWP	5,005,959	-	-	-	5,005,959	15%	750,894	4,255,065	
Solar Power Plant 150KWP	3,612,119	-	-	-	3,612,119	15%	541,818	3,070,301	
Solar Power Plant 300 Kwp	6,303,225	-	-	-	6,303,225	15%	945,484	5,357,742	
Steam Boiler Outer Body	69,207	-	-	-	69,207	15%	10,381	58,826	
Tools and Plants	12,141	-	-	-	12,141	15%	1,821	10,320	
TOTAL	15,729,231	97,334	-	-	15,826,565		2,373,985	13,452,580	

Vehicles:									
A/c Bus No Tn 19 H 8976	633,050	-	-	-	633,050	15%	94,957	538,092	
A/c Bus No Tn19 H 9027	633,050	-	-	-	633,050	15%	94,957	538,092	
A/c Bus Tn 19 K 8582	761,543	-	-	-	761,543	15%	114,232	647,312	
A/c Bus Tn 19 P 8085	921,275	-	-	-	921,275	15%	138,191	783,084	
Ambulance Vehicle (Mini) Tn 11 BB 4792	-	-	928,113	-	928,113	15%	69,608	858,504	
Bus	(0)	-	-	-	(0)	15%	-	(0)	
Car	146,002	-	-	-	146,002	15%	21,900	124,101	
Cycles	19,202	-	-	-	19,202	15%	2,880	16,322	
Tricycle	71,445	-	-	-	71,445	15%	10,717	60,728	
Eicher Bus09-10 Tn 22-Bv-7312	(0)	-	-	-	(0)	15%	-	(0)	
Eicher Bus 09-10 Tn 22- Bv-7471	(0)	-	-	-	(0)	15%	-	(0)	
Eicher Mini Bus TN 11 J 1765	488,095	-	-	-	488,095	15%	73,214	414,880	
Ford Ikon Tn 22 Bv 2709	74,677	-	-	-	74,677	15%	11,202	63,475	
Ford Ikon Tn 22 Bv 2886	74,677	-	-	-	74,677	15%	11,202	63,475	
FORD VEHICLE (AUTO STUDENT STUDY PURPOSE)	9,105	-	-	-	9,105	15%	1,366	7,740	
Hero Honda Motor Cycle	9,271	-	-	-	9,271	15%	1,391	7,880	
Herohonda Vehile (Old)Tn 22ab 9903	1,969	-	-	-	1,969	15%	295	1,673	
Mahindra -Xylo Car Tn 22-Cz-3260	-	-	-	-	-	15%	-	-	
Maruthi Car -Dziretn22-Bs-1031	-	-	-	-	-	15%	-	-	
Maruthi Car -Dzire TN11P8538	220,715	-	220,715	-	220,715	0%	0	0	
MARUTHI DZIRE TN 11 T 50652	300,742	-	-	-	300,742	15%	45,111	255,631	
Maruthi Dzire TN 11 T 5132	300,742	-	-	-	300,742	15%	45,111	255,631	
New Bus A/c (8 No Btg Bus)	(0)	-	-	-	(0)	15%	-	(0)	
Swaraj Mazda Bus A/c	0	-	-	-	0	15%	-	0	
Swaraj Mazda Bus TN 22 BV 7828	(0)	-	-	-	(0)	15%	-	(0)	
Swarajmzda Bus TN22 BV 7833	(0)	-	-	-	(0)	15%	-	(0)	
Swaraj Mazda Vehille Tn 19 D 9129	204,661	-	-	-	204,661	15%	30,699	173,961	
Swaraj Mazda Vehille Tn 19 D 9140	204,661	-	-	-	204,661	15%	30,699	173,961	
Swaraj Mazda Vehille Tn 19 E 7031	204,661	-	-	-	204,661	15%	30,699	173,961	
Swaraj Mazda Vehille Tn 19 E 7099	204,661	-	-	-	204,661	15%	30,699	173,961	
Tata Indigo Manza Cartn 22 Cw 5281	137,183	-	-	-	137,183	15%	20,578	116,606	
Tempo Traveller	6,395	-	-	-	6,395	15%	959	5,436	
Tempo Travellere TN 19 L 6799	209,982	-	-	-	209,982	15%	31,497	178,485	
Tempo Traveller Tn 21 Av 0668	0	-	-	-	0	15%	-	0	
Tempo Traveller A/C VAN TN 22 CU 9353	167,837	-	-	-	167,837	15%	25,175	142,661	
Tempo Traveller Tn 21 Av 0660	(0)	-	-	-	(0)	15%	-	(0)	
TN11 T 3354 (EICHER)A/C 40 SEATER	947,755	-	-	-	947,755	15%	142,163	805,591	
Toyota Camry Vehicle Tn 06 M 9898	1,084,859	-	-	-	1,084,859	15%	162,729	922,131	
Toyota Innova Car Tn 11 B 5726	305,870	-	-	-	305,870	15%	45,880	259,989	
Tracking Device	95,791	-	-	-	95,791	15%	14,369	81,422	
Traveller Ambulance Vehile A/c	106,776	-	-	-	106,776	15%	16,016	90,759	
Vehile Airconditioner	136,985	-	-	-	136,985	15%	20,548	116,438	
Water Tank Lorry TN 19 L 1641	377,767	-	-	-	377,767	15%	56,665	321,102	
Water Tank Lorry Tn22-Bv-0349, Tn 22bv-0346,	314,839	-	-	-	314,839	15%	47,226	267,613	
Water Tank Lorry TN 19 P5311	-	-	-	-	-	15%	-	-	
Xylo Car TN 11 E 2354	271,725	-	-	-	271,725	15%	40,759	230,966	
BHARATH BENZ TN 11 AF 0088	1,397,482	-	-	-	1,397,482	15%	209,622	1,187,859	
BHARATH BENZ TN 11 AF 7486	1,397,482	-	-	-	1,397,482	15%	209,622	1,187,859	
BHARATH BENZ TN 11 AF 7499	1,397,482	-	-	-	1,397,482	15%	209,622	1,187,859	
BHARATH BENZ TN 11 AF 7513	1,397,482	-	-	-	1,397,482	15%	209,622	1,187,859	
BHARATH BENZ TN 11 AF 7517	1,397,482	-	-	-	1,397,482	15%	209,622	1,187,859	
BHARATH BENZ TN 11 AF 7552	1,397,482	-	-	-	1,397,482	15%	209,622	1,187,859	
BHARATH BENZ TN 11 AF 7560	1,397,482	-	-	-	1,397,482	15%	209,622	1,187,859	
BHARATH BENZ TN 11 AF 8381	1,397,482	-	-	-	1,397,482	15%	209,622	1,187,859	
BHARATH BENZ TN 11 AF 8382	1,397,482	-	-	-	1,397,482	15%	209,622	1,187,859	
BHARATH BENZ TN 11 AF 8386	1,397,482	-	-	-	1,397,482	15%	209,622	1,187,859	
BHARATH BENZ TN11 AF 8408	1,397,482	-	-	-	1,397,482	15%	209,622	1,187,859	
BHARATH BENZ TN 11 AF 8452	1,397,482	-	-	-	1,397,482	15%	209,622	1,187,859	
BHARATH BENZ TN 11 AF 8466	1,397,482	-	-	-	1,397,482	15%	209,622	1,187,859	
BHARATH BENZ TN 11 AH 0096	1,397,482	-	-	-	1,397,482	15%	209,622	1,187,859	
BHARATH BENZ TN 11 AH 0223	1,397,482	-	-	-	1,397,482	15%	209,622	1,187,859	
Bharath Benz Veh No AP39UC2665 (OLD BUS)	-	-	3,200,000	-	3,200,000	15%	240,000	2,960,000	
Electric Bike (Hero)	30,010	-	-	-	30,010	15%	4,502	25,509	
Electric Vehicle - Golf Car Buqqy	309,586	-	-	-	309,586	15%	46,438	263,148	
Maini Buqqy Vehicle (6 Seater)	1,089,387	-	-	-	1,089,387	15%	163,408	925,979	
TN 11 AW 3282 MOROZZO CAR	1,449,821	-	-	-	1,449,821	15%	217,473	1,232,348	
Tn 11 AY 2454 MARUTHI SWIFT DZIRE	753,470	-	-	-	753,470	15%	113,020	640,449	
TN 11 AY 2696 MARUTHI SWIFT DZIRE	753,470	-	-	-	753,470	15%	113,020	640,449	
TN 11 A J 8660 (MARUTHI BREEZA	475,568	-	-	-	475,568	15%	71,335	404,232	
TN 11 AJ 8691 MARUTHI BREEZA	475,568	-	-	-	475,568	15%	71,335	404,232	
Tn 11 AJ 9649 MAHINDRA MARAZZO	647,287	-	-	-	647,287	15%	97,093	550,194	
TN 11 AK 3723 MAHINDRA MARAZZO	647,287	-	-	-	647,287	15%	97,093	550,194	
TN 11 AT 7754 MARUTHI SWIFT DZIRE	411,379	-	-	-	411,379	15%	61,707	349,672	
TN11 BB 0292 Water Tanker Lorry	-	-	2,307,408	-	2,307,408	15%	173,056	2,134,353	
TN 11 BC 2475 (ASHOK LEYLAND BUS)	-	-	4,340,580	-	4,340,580	15%	325,544	4,015,037	
TN 22CJ7065 Hundai Car	-	235,000	-	-	235,000	15%	35,250	199,750	
TOTAL	37,653,022	235,000	10,776,101	220,715	48,443,408	-	6,458,304	41,985,104	
Block:4-Land									
Land:									
Land	1,396,882	-	-	-	1,396,882	0%	-	1,396,882	
TOTAL	1,396,882	-	-	-	1,396,882	-	-	1,396,882	
Grand Total	836,130,069	54,025,413	37,686,897	224,542	927,617,837	-	126,305,524	801,312,313	

**K.B.A MENS HOSTEL
CRESCENT INSTITUTE OF SCIENCE AND TECHNOLOGY
SEETHAKATHI ESTATE, VANDALUR**

**Assessment Year 2023-24
Balance Sheet As On 31.03.2023**

Particulars	Sch no.	Amount (in Rs.)
		As on 31-03-2023
SOURCES OF FUNDS		
Hostel Fund	1	371,935,016
Loans & Advances	2	1,665,000
TOTAL		373,600,016
APPLICATION OF FUNDS		
Fixed Assets	9	
-Gross Block		88,857,575
-Add: Additions		8,324,627
-Less: Deletions		-
-Less: Depreciation		(10,469,022)
Net Block		86,713,180
Current Assets	3	296,061,988
Less: Current Liabilities	4	9,175,152
Net Current Assets		286,886,836
TOTAL		373,600,016

**For B.S.Abdur Rahman Crescent Institute
of Science & Technology**

As per our report on even date

Trustees

Place : Chennai

Date :

**For N.C. Rajagopal & Co.,
Chartered Accountants
FRN: 003398S**


**Mrs.Sumithra Ravichandran
Partner**

Membership no. 204068

**K.B.A MENS HOSTEL
CRESCENT INSTITUTE OF SCIENCE AND TECHNOLOGY
SEETHAKATHI ESTATE, VANDALUR**

**Assessment Year 2023-24
Income & Expenditure Account For The Year Ended 31-03-2023**

Particulars	Sch. No.	Amount (in Rs.)
		As on 31-03-2023
I.Income		
Fees & Other Income	6	200,945,313
Total		200,945,313
II.Expenditure		
Hostel and Mess Expenses	7	99,814,569
Hostel and Mess Salary Expenses	8	19,473,762
Depreciation	9	10,469,022
Finance Cost	10	31,464
TOTAL		129,788,817
III.Excess of Income Over Expenditure (I-II)		71,156,495

**For B.S.Abdur Rahman Crescent Institute of
Science & Technology**

As per our report on even date



Trustees

Place : Chennai

Date :

**For N.C. Rajagopal & Co.,
Chartered Accountants
FRN: 003398S**



**Mrs.Sumithra Ravichandran
Partner**

Membership no. 204068

K.B.A MENS HOSTEL
CRESCENT INSTITUTE OF SCIENCE AND TECHNOLOGY
SEETHAKATHI ESTATE, VANDALUR

Assessment Year 2023-24
Schedules forming part of Balance Sheet

Particulars	Amount (in Rs.) As on 31-03-2023
Schedule- 1 : Hostel Fund	
Opening Balance	300,778,521
Add/Less: Excess Of Income Over Expenditure	71,156,495
Closing balance	371,935,016
Schedule- 2 : Loans & Advances	
Caution Deposit	1,665,000
Closing balance	1,665,000
Schedule- 3: Current Assets	
Interunit	
All India Islamic Foundation	234,008
B.S. Abdur Rahman University	170,287,350
T.B.A.K.Ladies Hostel - B.S.A.U	17,131,692
	187,653,049
Cash & Bank Balance	
Petty Cash	25,000
Petty Cash - Medical	5,000
IOB 15269	39,262,567
IOB - Cd-24743	-
IOB - Mess-24744	-
	39,292,567
Deposits	
Cylinder Deposit	46,800
EB Deposit	57,160
FD/165704000004576/29.10.22	17,926,153
FD/165704000004577/29.10.22	17,923,433
FD/165704000004578/31.10.22	15,358,281
FD 16570400001953	182,623
FD A/C No 1951/25.10.18	4,961,458
FD A/C No 2783/02.01.20	3,069,671
Reliance Jio infotech IP) Ltd.,(Security Deposit)	(250,000)
Security Deposit A/C (General Store)	4,000,000
Telephone Deposit	4,000
Accrued Interest on FD	4,797,801
	68,077,380
Loans & Advances	
Salary/Festival Advance	375,100
	375,100
Sundry Debtors	
BBC Staff	2,247
College Staff	488,920
ECCI Staff	79,905
ETA-A/C	92,819
	663,891
Closing balance - Current Assets	296,061,988

Schedule- 4 : Current Liabilities	
Duties & Taxes:	
Tds On Contract @1%	6,837
Tds Payable to Bank	191,600
	198,437
Sundry Creditors	
Alpha Star Trading Private Limited	525,363
A.ANANDHAN	103,950
Crescent Canteen	(45,205)
Crescent General Store	2,682,837
Home Tech Services Pvt Ltd	78,019
Maa Prefab	136,304
Maruti Colour World	121,014
Nate Commercial Laundry Equipment Pvt.Ltd	548,102
NATURAL POWER SERVICES	10,856
Salary Payable	2,727,291
Shri Easwari Industries	26,087
A.Johnson Ravi Water Proofing Contractor	58,509
Darul Hikmah 2022-23	(37,000)
Gaja Printers	7,670
Glacier Air Systems Pvt Ltd	16,892
G.Mani - Contractor	11,840
Itek Infomatic	6,372
Malani Electricals	108,383
Squaremeters Projects Pvt Ltd	(1,225,000)
Y.M Enterprises	111,026
Students Full - A/C	2,931,405
With Held Salary	72,000
	8,976,715
Closing balance - Current Liabilities	9,175,152

K.B.A MENS HOSTEL
CRESCENT INSTITUTE OF SCIENCE AND TECHNOLOGY
SEETHAKATHI ESTATE, VANDALUR

Assessment Year 2023-24
Schedules forming part of Income & Expenditure A/C

Particulars	Amount (in Rs.) As on 31-03-2023
Schedule-6 : Income	
Amenities And Service Fee	4,080,000
Bank Interest	3,450,489
Establishment Fees - Rent	-
Establishment Fees - Staffs	1,540,480
Establishment Fees - Students	91,490,252
Food Bill Monthly - Paying Guest	2,286,888
Food Bill Recived - Students	90,838,175
FD Interest	6,667,653
Hostel Fee 2021-22	100,000
Miscellaneous income	108,262
Miscellaneous Income (Card)	5,514
Jio Telephone tower Rent	377,600
Palmyra Cafe-Income	-
Palmyra Store-Income	-
Total	200,945,313
Schedule- 7 : Mess and Hostel Expenses	
Amc - Liff	674,016
Conveyance	5,100
Cost Of Provision	47,340,332
Dth Subscribftion	1,172
Dtcp Approval	2,792,940
Electricity Charges	14,389,879
FOOD & WATER TESTING CHARGES	7,080
Garden Maintenance	80,950
House Keeping	549,840
Mattress & Pillow	142,375
Medical Exp	2,144
Subscription-Tally Erp	6,372
Staff welfare	37,280
Vehicle Hire Charges	32,946
Washing Charges - Laundry/Students	2,413,334
Water Supply A/C	4,441,500
Mobile Charges	54,276
Printing & Stationery	186,227
Repair & Maintenance (General)	143,294
Repairs & Maintenance - Civil & Carpentry	18,219,002
Repairs & Maintenance - Construction	1,313,061
Repairs & Maintenance - Electrical	2,279,484
Repairs & Maintenance - Plumbing	4,662,957
Repairs & Maintenance - Vehicle	12,781
Transport Charges	24,904
Travel Expenses	1,323
Total	99,814,569
Schedule- 8: Salary Expenses	
Administrative Charges Epf	28,976
Pf Employer Contribution	329,425
Salary	6,594,802
Salary- Mess	12,520,559
Security Charges	-
Total	19,473,762
Schedule- 10 : Finance Cost	
Bank Charges	31,464
Total	31,464

K.B.A MENS HOSTEL
B.S.ABDUR RAHMAN CRESCENT INSTITUTE OF TECHNOLOGY
VANDALUR GST ROAD

Assessment Year 2023-24

Schedule- 9 : Fixed Assets

Sl. No.	Particulars	WDV As On 01.04.2022	Additions		Deletions	Total	Rate	Depreciation	WDV As On 31.03.2023
			>180 Days	<180 Days					
Block I: Building									
1	Borewell (Mad Cat)	19,517	-	-	-	19,517	10%	1,952	17,565
2	Browsing Center	30,599	-	-	-	30,599	10%	3,060	27,539
3	Building A Block (5th & 6th)	18,153,366	-	-	-	18,153,366	10%	1,815,337	16,338,029
4	Building A/c (Dinning Hall)	600,598	-	-	-	600,598	10%	60,060	540,538
5	Building B Block	22,304,364	-	-	-	22,304,364	10%	2,230,436	20,073,928
6	Building (Compound Wall)	25,354	-	-	-	25,354	10%	2,535	22,819
7	BUILDING RENOVATION A,C,D BLOCKS	12,647,293	-	-	-	12,647,293	10%	1,264,729	11,382,564
8	Building (STP)	1,550,205	-	-	-	1,550,205	10%	155,020	1,395,184
9	Cold Room (Mad Cat)	40,710	295,000	-	-	335,710	10%	33,571	302,139
10	Compound Wall A/c	301,126	-	-	-	301,126	10%	30,113	271,014
11	Compressor (Mad Cat)	7,810	-	-	-	7,810	10%	781	7,029
12	Dinning Hall A/c	1,187,225	-	-	-	1,187,225	10%	118,723	1,068,503
13	Hostel Extension Work	1,743,392	-	-	-	1,743,392	10%	174,339	1,569,053
14	Land & Buildings (Mad Cat) Books	360,107	-	-	-	360,107	10%	36,011	324,096
15	Sand Wilhch Roof Panel	66,249	-	-	-	66,249	10%	6,625	59,624
16	TACKSHOP	215,055	-	-	-	215,055	10%	21,506	193,550
Block II: Furniture & Fittings									
1	B Block (Furniture & Filling)	23,359	-	-	-	23,359	10%	2,336	21,023
2	Canleen Container	142,813	-	-	-	142,813	10%	14,281	128,532
3	C.C.T.V CAMERA	1,383,024	94,343	-	-	1,477,367	10%	147,737	1,329,630
4	Chairs A/c	952,289	-	-	-	952,289	10%	95,229	857,060
5	Clinic Appartus (Mad Cat)	2,735	-	-	-	2,735	10%	274	2,462
6	Cot (Alif) Books	580,675	-	-	-	580,675	10%	58,068	522,608
7	Dining Table (Mad Cat)	174,127	-	-	-	174,127	10%	17,413	156,714
8	Dining Table & Stool	550,949	-	-	-	550,949	10%	55,095	495,855
9	Fan A/c	397,781	4,700	424,800	-	827,281	10%	61,488	765,793
10	Fan	19,130	-	-	-	19,130	10%	1,913	17,217
11	Fan (Mad Cat)	2,596	-	-	-	2,596	10%	260	2,336
12	Furniture	97,818	-	-	-	97,818	10%	9,782	88,036
13	Furniture and Fittings A/c	8,405,203	-	-	-	8,405,203	10%	840,520	7,564,683
14	Furniture (B Block)	93,451	-	-	-	93,451	10%	9,345	84,106
15	Furniture & Fittings (Mad Cat) Books	15,614	-	-	-	15,614	10%	1,561	14,052
16	Glasses (Alif Books)	11,644	-	-	-	11,644	10%	1,164	10,479
17	Handsets (E 1085)	3,734	-	-	-	3,734	10%	373	3,360
18	Steel Cot / Wooden Cot	815,888	714,576	752,250	-	2,282,714	10%	190,659	2,092,055
19	Steel Table & Stool (Veg)	104,808	-	-	-	104,808	10%	10,481	94,327
20	Stool (Mad Cat) Books	5,185	-	-	-	5,185	10%	519	4,667
21	Student Table & Chair	884,250	255,588	-	-	1,139,838	10%	113,984	1,025,854
22	Table A/c	49,978	-	-	-	49,978	10%	4,998	44,981
23	Tv (Samsung Led)	95,125	-	-	-	95,125	10%	9,513	85,613
Block III: Computers									
1	Computer (Acer)	147	-	-	-	147	60%	88	59
2	ID Card Printing Machine	127	-	-	-	127	60%	76	51
3	Printer / Copier Machine	96	-	-	-	96	60%	58	39
Block IV: Plant & Machinery									
1	Airconditioner A/c	831,532	1,181,968	230,914	-	2,244,414	15%	319,344	1,925,070
2	Motor A/c	60,290	3,920	-	-	64,210	15%	9,632	54,579
3	Plant and Machinery	643,643	-	-	-	643,643	15%	96,546	547,096
4	POS/GPRS MACHINE	9,686	-	-	-	9,686	15%	1,453	8,233
5	Potato Peeling Machine	12,845	-	-	-	12,845	15%	1,927	10,919
6	Ro Plant A/c	117,210	377,600	-	-	494,810	15%	74,221	420,588
7	Sewage Plant A/c	1,272,309	-	-	-	1,272,309	15%	190,846	1,081,463
8	Solar Water Heater	1,238,892	-	-	-	1,238,892	15%	185,834	1,053,059
9	Steam Boiler (Mad Cat) Books	36,526	-	-	-	36,526	15%	5,479	31,047
10	Stove A/c	25,967	-	-	-	25,967	15%	3,895	22,072
11	Washing Machine A/c	11,781	-	-	-	11,781	15%	1,767	10,014
12	RO PLANT (Assets)	178,491	-	-	-	178,491	15%	26,774	151,717
	C/F	78,504,691	2,927,695	1,407,964	-	82,840,350	8	8,519,728	74,320,623

Block V: Office Equipments									
1	Battery (Mad Cat)	2,780	-	-	-	2,780	15%	417	2,363
2	Billing Machine	2,400	-	-	-	2,400	15%	360	2,040
3	Bio Gas	720,906	-	-	-	720,906	15%	108,136	612,770
4	Cell Phone (Hostel Staffs)	7,920	-	-	-	7,920	15%	1,188	6,732
5	Currency Machine	2,084	-	-	-	2,084	15%	313	1,771
6	Dosa Making Machine	80,199	-	-	-	80,199	15%	12,030	68,169
7	EB Mefer (Mad Cat)	1,128	-	-	-	1,128	15%	169	959
8	Electrical Cable	10,748	-	-	-	10,748	15%	1,612	9,136
9	Electrical Filling A/c	13,741	-	-	-	13,741	15%	2,061	11,680
10	Electronic Mic (Mad Cat)	1,906	-	-	-	1,906	15%	286	1,620
11	Electronic Mic (Mad Cat)Books A/c	53,660	-	-	-	53,660	15%	8,049	45,611
12	Fasting Cups (Mad Cat)	794	-	-	-	794	15%	119	675
13	Food Hoist	60,179	-	-	-	60,179	15%	9,027	51,152
14	Gym Equipments	73,375	-	-	-	73,375	15%	11,006	62,369
15	Inverter A/c	33,567	-	-	-	33,567	15%	5,035	28,532
16	Kilchen Equipments	1,178,630	458,391	49,928	-	1,686,949	15%	249,298	1,437,652
17	LIFT	1,558,560	-	-	-	1,558,560	15%	233,784	1,324,776
18	LIFT A BLOCK	1,131,533	-	-	-	1,131,533	15%	169,730	961,803
19	Medical Instrument	45,473	-	-	-	45,473	15%	6,821	38,652
20	Mosque Equipments	33,229	-	-	-	33,229	15%	4,984	28,245
21	Notice Board	14,934	-	-	-	14,934	15%	2,240	12,694
22	Pentry Room Accessories	13,561	-	-	-	13,561	15%	2,034	11,527
23	Set Top Box (Relaince)	255	-	-	-	255	15%	38	217
24	Steel Boiler (Mad Cat)	16,985	-	-	-	16,985	15%	2,548	14,437
25	UPS BATTERRY A/C	85,558	10,856	-	-	96,414	15%	14,462	81,952
26	UPS (Mad Cat) Books	356	-	-	-	356	15%	53	303
27	Utensils (Mad Cat) Books	78,477	-	-	-	78,477	15%	11,771	66,705
28	Vessels / Utensils	1,644,752	217,610	246,775	-	2,109,137	15%	297,862	1,811,274
29	Water Cooler	443,822	609,000	-	-	1,052,822	15%	157,923	894,899
30	Water Doctor (Mad Cat)Books	30,567	-	-	-	30,567	15%	4,585	25,982
31	Water Heater	142,027	-	-	-	142,027	15%	21,304	120,723
32	Brush Cutter - Hilachi	6,292	-	-	-	6,292	15%	944	5,348
33	Water Treatment Plant	256,435	-	-	-	256,435	15%	38,465	217,970
34	Fixed Assets All A/c	5,235	-	-	-	5,235	15%	785	4,450
35	Fire Extinguishers (Assets)	70,974	-	-	-	70,974	15%	10,646	60,328
36	Fogger Machine - MIST	19,519	-	-	-	19,519	15%	2,928	16,592
37	Vacum Cleaner & Auto Scrubber Machine	113,031	-	-	-	113,031	15%	16,955	96,077
38	Freezer	30,063	-	34,000	-	64,063	15%	7,059	57,003
Block VII: Vehicles									
1	Hero Bicycle	96,705	-	-	-	96,705	15%	14,506	82,199
2	Lorry A/c	200,988	-	-	-	200,988	15%	30,148	170,840
3	Motor (Mad Cat) Books	6,884	-	-	-	6,884	15%	1,033	5,851
4	New Lorry (TN01BK0379)	603,455	-	-	-	603,455	15%	90,518	512,937
5	New Water Lorry (TN 01 BJ 2549	1,095,722	-	-	-	1,095,722	15%	164,358	931,364
6	New Water Lorry(TN11BB1323)	-	-	2,362,408	-	2,362,408	15%	354,361	2,716,769
7	Tempo Travellar - TN11 Q 8339	352,634	-	-	-	352,634	15%	52,895	299,739
8	Tricycle (Mad Cat) Books	1,685	-	-	-	1,685	15%	253	1,432
9	Tri Cycles / Bi Cycles	9,153	-	-	-	9,153	15%	1,373	7,780
Grand Total		88,857,575	4,223,552	4,101,075	-	97,182,202		10,469,022	86,713,179

T.B.A.K Ladies Hostel
Seethakathi Estate Vandalur, Chennai 600048

Assessment Year 2023-24

Balance Sheet As On 31.03.2023

Particulars	Sch no.	Amount (Rs.)
SOURCES OF FUNDS		
Capital Fund	1	86,495,738
Loans	2	621,000
TOTAL		87,116,738
APPLICATION OF FUNDS		
Fixed Assets	9	15,468,046
Interunit	4	30,467,027
Current Assets	5	42,127,902
Less: Current Liabilities	3	(946,236)
TOTAL		87,116,738

For B.S.Abdur Rahman Crescent Institute of
Science & Technology

As per our report on even
date



For N.C. Rajagopal & Co.,
Chartered Accountants
FRN: 003398S



Trustees
Place : Chennai
Date :

Mrs.Sumithra Ravichandran
Partner
Membership no. 204068

T.B.A.K Ladies Hostel
Seethakathi Estate Vandalur, Chennai 600048

Assessment Year 2023-24

Income & Expenditure Account For The Year Ended 31-03-2023

Particulars	Sch. No.	Amount (Rs.)
I.Income		
Fees & Other Income	6	51,298,750
Total		51,298,750
II.Expenditure		
Administrative & Other Expenses	7	24,948,024
Employee Cost	8	3,632,799
Depreciation	9	2,318,203
TOTAL		30,899,026
III.Excess of Income Over Expenditure (I-II)		20,399,724
TOTAL		51,298,750

For B.S.Abdur Rahman Crescent Institute of Science
& Technology

As per our report on even
date



Trustees
Place : Chennai
Date :

For N.C. Rajagopal & Co.,
Chartered Accountants
FRN: 003398S



Mrs.Sumithra Ravichandran
Partner
Membership no. 204068

T.B.A.K Ladies Hostel
Seethakathi Estate Vandalur, Chennai 600048

Assessment Year 2023-24
Schedules forming part of Balance Sheet

Particulars	Amount (in Rs.)	Amount (in Rs.)
Schedule- 1 : Capital Fund		
Opening Balance	66,096,014	
Add: Excess of Income over Expenditure	20,399,724	
Total - Capital Fund		86,495,738
Schedule- 2 : Loans (Liability)		
Caution Deposit Group	470,000	
Caution Deposit 16-17	10,000	
Caution Deposit 2013-2014	25,000	
Caution Deposite 2015-2016	10,000	
Caution Deposite Phd	60,500	
Caution Deposit Staff	45,500	
Total - Loans(Liability)		621,000
Schedule- 3 : Current Liabilities		
Merino Payable	7,657	
Alpha Star Trading Private Limited	48,475	
Aqua Purification Systems	7,689	
Bharath Computers	(4)	
Fitwell Solutions	(69)	
Glacier Air Systems Pvt Ltd	(107)	
Itech Infomatic	4,248	
Madhavan.S	1,140	
Xcite Business Solutions	5,782	
Crescent School Store	857,268	
TDS Payable	14,158	
Total - Current Liabilities		946,236
Schedule- 4: Interunit		
B.S.Abdur Rahman University	47,598,719	
Mens Hostel -A/c	(17,131,692)	
Total - Interunit		30,467,027
Schedule- 5 : Current Assets		
Deposits		
Caution Deposit Receivable	221,091	
Reliance Jio infotech IP) Ltd.,(Security Deposit)	(250,000)	
Gas cylinder deposits	100,934	
		72,025
Loans (Advance)		
Salary Advance	10,000	
		10,000
Sundry Debtors		
Mess Fees Receivable 2012-2014	(494,342)	
STAFF	143,310	
Priyadharshini R Nurse	14,400	
Valarmathi M Nurse	14,400	
		(322,232)
Cash & Bank Balances		
Petty Cash	3,790	
IOB 15268-Maintenance	42,364,319	
		42,368,109
Total - Current Assets		42,127,902

T.B.A.K Ladies Hostel
Seethakathi Estate Vandalur, Chennai 600048

Assessment Year 2023-24
Schedules forming part of Income & Expenditure A/C

Particulars	Amount (Rs.)
Schedule- 6 : Fees & Other Income	
Fees	
Mess Fees Collection	23,212,969
Amenity and service charges UG 20- PG 20	1,030,000
Establishment	25,633,576
Bank Interest	954,373
Fine Collection	1,000
Browsing Collection	1,665
Jio Telephone tower Rent	377,600
Miscellaneous Income	87,567
Total - Fees & Other Income	51,298,750
Schedule- 7 : Administrative & Other Expenses	
Electricity Charges - Mess	20,229
Mess Expenses	96,735
Provisions & Vegetable Purchase	15,164,462
Allowance	16,820
Air Conditioner Maintenance	227,268
Bank Charges	3,370
Bio Gas - Maint	44,760
Building Maintenance	2,514,214
Conveyance	250
Dish Tv Maintenance	8,350
Electrical Maintenance	1,211,825
Electricity Charges	2,171,002
General Expenses	32,397
Freshers Day Exp	55,000
Gym Maintenance	8,260
Kitchen Maintenance	78,996
House Keeping- Materials	257,841
Incidental Expenses	16,800
Kitchen Exps	18,317
Laundry Charges	609,000
Lift Amc	188,328
Manpower Service Charges	87,997
Medical Expense	31,228
Miscellaneous Expenses	40
News Paper Expenses	19,663
Pf Admin & Employer Charges	46,836
Plumbing Maintenance	621,225
Printing & Stationery	22,690
Repairs And Maintenance	240,503
Security Charges	64,305
Staff Welfare	300
Software Renewal	4,248
Telephone Expense	4,659
Tuck Shop Maintenance	10,324
Xerox Machine Maint	5,782
Water Charges	1,044,000
Total - Administrative & Other Expenses	24,948,024
Schedule- 8 : Employee Cost	
Salary-Mess Staff	2,771,956
Salary	860,843
Total - Employee Cost	3,632,799

**Crescent Canteen BSAU
Seethakathi Estate Vandalur, Chennai 600048**

Assessment Year 2023-24

Balance Sheet As On 31.03.2023

Particulars	Sch no.	As at 31st March 2023
SOURCES OF FUNDS		
Capital Fund	1	(572,135)
Current Liabilities	2	4,841,149
Interunit	3	540,874
TOTAL		4,809,888
APPLICATION OF FUNDS		
Fixed Assets	5	116,948
Current Assets	4	4,692,940
TOTAL		4,809,888

For B.S.Abdur Rahman Crescent Institute of
Science & Technology

As per our report on even date


Trustees
Place : Chennai
Date :

For N.C. Rajagopal & Co.,
Chartered Accountants
FRN: 003398S


Mrs. Sumithra Ravichandran
Partner
Membership no. 204068

Crescent Canteen BSAU
Seethakathi Estate Vandalur, Chennai 600048


Assessment Year 2023-24

Income & Expenditure Account For The Year Ended 31-03-2023

Particulars	Sch. No.	Year Ended 31st March 2023
I.Income		
Change in stock	4	368,806
Sale of Fixed Asset	5	95,000
Canteen Income	6	37,322,679
Other Income	7	39,812
Total		37,826,297
II.Expenditure		
Purchase for canteen	8	28,376,530
Direct Expenses	9	2,430,622
Indirect Expenses	10	7,425,889
Depreciation	5	17,940
WDV of Fixed Asset sold	5	95,000
TOTAL		38,345,981
III.Excess of Income Over Expenditure (I-II)		(519,684)
TOTAL		37,826,297

For B.S.Abdur Rahman Crescent Institute of
Science & Technology

As per our report on even date


Trustees
Place : Chennai
Date :

For N.C. Rajagopal & Co.,
Chartered Accountants
FRN: 003398S


Mrs.Sumithra Ravichandran
Partner
Membership no. 204068

Seethakathi Estate Vandalur, Chennai 600048

**Assessment Year 2023-24
Schedules forming part of Balance Sheet**

Particulars	Amount (in Rs.) 22-23
Schedule- 1 : Capital Fund	
Opening Balance	(52,451)
Add: Excess of Income over Expenditure	(519,684)
Closing Balance	(572,135)
Schedule- 2 : Current Liabilities	
Bills Payable	70,100
Mens Hostel	42,355
Bharath Computers	-12
Crescent General Stores	4,151,581
Crescent General Stores- TDS	-29,123
Salary Payable	577,113
TDS Payable	29,135
Closing Balance	4,841,149
Schedule- 3: Interunit	
BSACIST -A/c	540,874
Closing Balance	540,874
Schedule- 4 : Current Assets	
Inventory	
Opening Stock	307,591
Add/(Less): Change in stock	368,806
Closing Balance	676,397

Sundry Debtors

Abdul Khader KMA	2,028
Administrative Office	21,835
All India Islamic Foundation	707
A.SANGURAJ-	322
C.D.O.E(Distance Online Education)	2,885
Chancellor Villa	601
CIIC Dept.	178,871
CIVIL	900
Crescent General Stores-Staff Bill	3,780
CSE	8,920
DEAN (ACADAMIC)	1,450
DEAN (RESEARCH)	1,780
Dean SA(Student Affairs)	2,060
Dean (SPCS)	2,550
Director Admission	4,440
Director -CSD	3,813
Director -IQAC	12,124
E.C.E DEPT.	600
Estate Office	65,839
EXAM CELL	33,580
GM -Estate	150
I.T	200
Law Department	194,157
M.B.A	80
M.C.A	420
Pharmacy Department	21,419
Physical Director	520
Physical Education Department	36,470
PLACEMENT CELL	35,824
PRO & MEDICAL STAFF TEAM	1,530
Quarters Staff Club-BSAU Campus	15,600
Registrar Admin. Office	254,988
School of Social Science	4,690
Seethakathi Trust	4,052
STAFF QTRS CLUB	1,260

920,445**Loans & Advances**

Aavin Deposit	1,000
PEPSI-(Security Deposit)	70,000
Staff Advance	14,000

85,000**Cash & Bank Balances**

Cash	139,683
Cash -Aavin	3,943
Petty Cash	2,333
Crescent Aavin-29737	119,524
IOB A/C 27570	2,745,616

3,011,099**Closing Balance****4,692,940**

Crescent Canteen BSAU
Seethakathi Estate Vandalur, Chennai 600048

Assessment Year 2022-23
Schedules forming part of Income & Expenditure A/C

Particulars	Amount 2022-23
Schedule- 6 : Sales	
AAVIN-SALES	211,626
Bamboo Cafe	3,642,679
BANYAN TREE CAFE	3,232,010
Bill Sales	5,501,777
Crescent Icecream Cafe	1,312,603
First Year Canteen	659,853
LEMON TREE CANTEEN	3,360,395
Main Canteen Cash Sales	15,899,339
PALMYRA CANTEEN	2,777,360
PALMYRA SHOP-Stationery & Etc.	176,635
Staff Quarters Canteen	39,710
TBAK-Ladies Hostel Canteen	508,701
Total	37,322,679
Schedule- 7 : Other Income	
Bank Interest	31,342
Miscellaneous Income	7,566
Paytm-Cash Back Charges	910
PHONE PE CASH BACK CHARGES	-6
Total	39,812
Schedule- 8 : Purchase	
Aavin -Products	189,036
Amul Ice Cream & Cool Drinks	728,528
Bakery Foods	3,924,632
Biscuits-Britania & Chocolates	2,813,210
Chicken	2,730,317
Coffee Machine Items	97,240
Cool Drinks	4,906,325
Egg	737,099
Firewood	82,055
FISH	30,653
Icecream	407,177
Mask -Face	5,750
Milk	1,790,879
Mutton	341,348
Provisions	6,790,267
Stationery & General - Purchase	260,598
Vegetables & Fruits	2,122,569
Water Bottle	418,847
Total	28,376,530
Schedule- 9 : Direct Expenses	
Disposal Items	999,642
Gas Cylinder	1,428,980
Grinding Charges	2,000
Total	2,430,622
Schedule- 10 : Indirect Expenses	
Bank Charges	1,139
Billing Machine Maintenance	1,300
Computer Printer Maintenance	6,800
Conveyance	3,969
Cooking Charges	21,500
Freight Charges	972,155
General Expenses	1,727
General Maintenance	100
Hospitality Charges	1,850
Ice Bar	8,150
Kitchen Maintenance	220
Parking Charges	200
Paytm Speaker Box & Recharges	250
Phone PE Speaker Box Charges	1,495
Printing & Stationery	59,498
Repairs & Maintenance-General	1,350
Repairs & Maintenance-Kitchen	37,111
Salary	6,305,975
Tricycle Maintenance	1,100
Total	7,425,889

Crescent Canteen BSAU
Seethakathi Estate Vandalur, Chennai 600048

Assessment Year 2023-24

Schedule- 5 : Fixed Assets

S.No	Particulars	WDV As On 01.04.2022	Additions		Deletions	Total	Rate	Depreciation	WDV As On 31.03.2023
			>180 Days	<180 Days					
	Block 1: Furniture								
1	Furnitures & Fittings	-	-	-	-	10%	-	-	-
2	Kitchen Equipments	20,022	1,448,998	-	1,423,163	10%	4,586	41,271	41,271
	Block 2: Plant and Machinery								
3	Steam Boiler-Outer Body	-	-	-	-	15%	-	-	-
4	FREEZER-AAVIN	-	95,000	-	95,000	15%	-	-	-
	Block 3: Office Equipments								
5	Billing Machine	58,941	21,240	-	80,181	15%	12,027	68,154	68,154
6	Cash Counting Machine	-	8,850	-	8,850	15%	1,328	7,523	7,523
	Grand Total	78,963	1,574,088	-	1,518,163		17,940	116,948	116,948

Acknowledgement Number:456603100281023

FORM NO. 10B

[See rule 16CC and 17B]

Audit report under clause (b) of the tenth proviso to clause (23C) of section 10 and sub-clause (ii) of clause (b) of subsection (1) of section 12A of the Income-tax Act, 1961, in the case of a fund or trust or institution or any university or other educational institution or any hospital or other medical institution.

We have examined the balance sheet of B S ABDUR RAHMAN CRESCENT INSTITUTE OF SCIENCE AND TECHNOLOGY [name of the fund or trust or institution or any university or other educational institution or any hospital or other medical institution] as at 31-Mar-2023 and the Income and Expenditure account or Profit and Loss account for the year ended on that date are in agreement with the books of account maintained by the said fund or trust or institution or university or other educational institution or hospital or other medical institution.

We have obtained all the information and explanations to the best of our knowledge and belief which are necessary for the purposes of the audit.

In our opinion, proper books of account have been maintained at the registered office of the above named fund or trust or institution or university or other educational institution or hospital or other medical institution at the address mentioned at serial number 14 of the Annexure:

In our opinion and to the best of our information and according to explanations given to us, the particulars given in the Annexure are true and correct subject to following observations or qualifications-

(a)

In our opinion and to the best of our information, and according to information given to us, the said accounts give a true and fair view-

- (i) in the case of the balance sheet, of the state of affairs of the above named fund or trust or institution or university or other educational institution or hospital or other medical institution as on 31-Mar-2023; and
- (ii) in the case of the Income and Expenditure account or Profit and Loss account, of the income and application or profit or loss of its accounting year ending on 31-Mar-2023.

Subject to the following observations/qualifications-

(a)

The prescribed particulars are annexed hereto.

CHENNAI

28-Oct-2023

SUMITHRA RAVICHANDRAN

ARCA204068

0003398S

1, LUZ AVENUE II STREET, MYLAPORE H.O, MYLAPORE, CHENNAI, 600004,

Tamil Nadu, INDIA

122.164.87.101

ANNEXURE
Statement of particulars

Basic Details	1.	PAN of the auditee		AABTB5026G		
	2.	Name of the auditee		B S ABDUR RAHMAN CRESCENT INSTITUTE OF SCIENCE AND TECHNOLOGY		
	3.	Assessment year		2023-24		
	4.	Previous year		01-APR-2022 to 31-MAR-2023		
	5.	Registered Address of the auditee		NO.4, Moores Road, NUNGAMBAKKAM, Greams Road S.O, CHENNAI, Tamil Nadu, India - 600006		
	6.	Other addresses, if applicable		NO.4, Moores Road, NUNGAMBAKKAM,X, Greams Road , NUNGAMBAKKAM, Greams Road S.O, CHENNAI, Tamil Nadu, INDIA, 600006		
Legal	7.	Type of the auditee		Trust		
	8.	Whether the auditee is established under an instrument		Yes		
Registration Details	9.	Details of registration/provisional registration or approval/ provisional approval or notification of the auditee under the Income-tax Act (Details of all the registration/provisional registration/approval/provisional approval/notification which are valid during the previous year should be provided, however where the auditee has got the registration/approval after provisional registration/approval the details of provisional registration/approval need not be provided)				
		Section under which registered/provisionally registered or approved/ provisionally approved / notified	Date of registration/provisional registration or approval/ provisionally approval/ notification	Registration/Approval/ Notification/ Unique Registration No. (URN), if available	Authority granting registration/provisional registration or approval/provisional approval or notification	Date from which registration/provisional registration/approval/provisional approval/ notification is effective
		(1)	(2)	(3)	(4)	(5)
		Clause (j), of first proviso to clause (23C) of section 10 (for applicants covered under subclause (vi) of clause (23C) of section 10)	24-Sep-2021	AABTB5026GC20166	Principal Commissioner of Income Tax/ Commissioner of Income Tax	24-Sep-2021
	Clause (i) of second proviso to sub-section (5) of section 80G of the Act	24-Sep-2021	AABTB5026GF2094	PCIT	24-Sep-2021	
Management	10.	(a)	Details of all the Author (s)/ Founder (s)/ Settlor (s)/Trustee (s)/ Members of society/Members of the Governing Council/ Director (s)/ shareholders holding 5% or more of shareholding / Office Bearer (s) of the auditee at any time during the previous year			

Acknowledgement Number:456603100281023

S. No.	Name of person	Relation	Percentage of shareholding in case of shareholder	Unique Identification Number	ID Code	Address	Whether there is any change in relation during previous year of audit	If yes, specify the change
	(1)	(2)	(3)	(4)	(5)	(6)	(7)	(8)
1.	JANAB ASHRAF A. RAHMAN BUHARI	Trustee	0	AACPA3838J	PAN	NO 8 , SUB BARAO AVENUE, III STREET, NUNGAMBAKKAM, Greams Road S.O, CHENNAI, Tamil Nadu, INDIA, 600006	No	
2.	JANAB AHAMED A. RAHMAN BUHARI	Trustee	0	AADPB9742P	PAN	NO 8, SUB BARAO AVENUE, III STREET, NUNGAMBAKKAM, Greams Road S.O, CHENNAI, Tamil Nadu, INDIA, 600006	No	
3.	JANAB ARIFF RAHMAN BUHARI	Trustee	0	AADPR2788P	PAN	NO 8, SUB BARAO AVENUE, III STREET, NUNGAMBAKKAM, Greams Road S.O, CHENNAI, Tamil Nadu, INDIA, 600006	No	
4.	ALHAJ M.K. MOHAMED HASSAN	Trustee	0	AAKPM0909L	PAN	NO 8, SUB BARAO AVENUE, III STREET, NUNGAMBAKKAM, Greams Road S.O, CHENNAI, Tamil Nadu, INDIA, 600006	No	
5.	JANAB ABDUL QADIR, A. RAHMANB UHARI	Trustee	0	AAHPB0035F	PAN	NO 8, SUB BARAO AVENUE, III STREET, NUNGAMBAKKAM, Greams Road S.O, CHENNAI, Tamil Nadu, INDIA, 600006	No	
6.	JANAB M.K.M. SEYED MOHAMED BUHARI	Trustee	0	AADPB5051B	PAN	NO 8, SUB BARAO AVENUE, III STREET, NUNGAMBAKKAM, Greams Road S.O, CHENNAI, Tamil Nadu, INDIA, 600006	No	
7.	ALHAJ KHALID A.K. BUHARI	Trustee	0	AAEPK9169N	PAN	NO 8, SUB BARAO AVENUE, III STREET, NUNGAMBAKKAM, Greams Road S.O, CHENNAI, Tamil Nadu, INDIA, 600006	No	

(b) In case if any of the persons [as mentioned in row 10(a)] is not an individual, then provide the following details of the natural persons who are beneficial owners (5% or more) of such person at any time during the previous year.

Acknowledgement Number:456603100281023

		Sl. No.	Name	Unique Identification Number	ID code	Address	Non-individual person [as mentioned in row no 10(a)] in which beneficial ownership held	Percentage of beneficial ownership	Whether there is any change during previous year of audit	If yes, specify the change	
		(1)	(2)	(3)	(4)	(5)	(6)	(7)	(8)	(9)	
		No Records Available									
Objects	11.	Objects of the auditee							Education		
	12.	(i)	Whether the auditee, being a trust or institution referred to in section 11 or 12, has adopted or undertaken modification of the objects which do not conform to the conditions of registration?							No	
		(ii)	If yes, please furnish following information:-								
		(A)	Date of such modification/ adoption								
		(B)	Whether an application for registration has been made in the prescribed form and manner within the stipulated period of thirty days from the date of said adoption or modification, as per sub-clause (v) of clause (ac) of sub-section (1) of section 12A.								
	(C)	If yes provide the following details regarding application for registration under sub-clause (v) of clause (ac) of sub-section (1) of section 12A									
		S. No.	Date of Application	Status of registration in pursuance of application	Date of Registration or cancellation based on such application	URN of such registration					
		(1)	(2)	(3)	(4)	(5)					
		No Records Available									
Commencement of activities	13.	(i)	Where the auditee has been granted provisional registration or provisional approval, whether activities have commenced during the previous year							No	
		(ii)	If yes in 13 (i) , date of commencement of activities								
		(iii)	If the answer to 13(i) is yes, whether application for registration under section sub-clause (iii) of clause (ac) of sub-section (1) of section 12A or application for approval under clause (iii) of the first proviso to clause (23C) of section 10 has been filed?								
		(iv)	If yes in 13(iii) above, provide the following details regarding application for registration under section sub-clause (iii) of clause (ac) of sub-section (1) of section 12A or application for approval under clause (iii) of the first proviso to Clause (23C) of section 10 has been filed?								
		S. No.	Date of Application	Status of registration in pursuance to application	Date of Registration /Cancellation based on such application	URN of such registration					
		No Records Available									
of accounts n maintained	14.	(i)	Whether the books of account and other documents have been kept and maintained in the form and manner and at such place as prescribed under rule 17AA by the auditee							Yes	

Acknowledgement Number:456603100281023

Details of Place where books and other documents have been		(ii)	Provide the following details of the books of account and other documents						Whether the books of account have been audited		
			S. No.	Nature of Books of Account	Whether maintained by the auditee	Whether maintained in a computer system	Whether maintained at registered office	If maintained at any place other than the registered place			
								Address of such Place		Date of decision by management to keep account at such place	Date of intimation to Assessing Officer that books of accounts are kept at such place under proviso to sub-rule (3) of rule 17AA
			(1)	(2)	(3)	(4)	(5)	(6)		(7)	(8)
			1.	Cash book	Yes	Yes	Yes				Yes
2.	Ledger	Yes	Yes	Yes			Yes				
3.	Journal	Yes	Yes	Yes			Yes				
Advancement of General Public Utility	15.	Where, in any of the projects/institutions run by auditee, one of the charitable purposes is advancement of any other object of general public utility then,-									
	(A)	Whether any activity is being carried on by the auditee which is in the nature of trade, commerce or business referred to in proviso to clause (15) of section 2?					No				
	(B)	If yes, then percentage of receipt from such activity vis-à-vis total receipts					%				
	(C)	Whether such activity in the nature of trade, commerce or business is undertaken in the course of actual carrying out of such advancement of any other object of general public utility									
	(D)	Whether there is any activity of rendering any service in relation to any trade, commerce or business for any consideration as referred to in proviso to clause (15) of section 2?					No				
	(E)	If yes, then percentage of receipt from such activity vis-à-vis total receipts					%				
	(F)	Whether such activity of rendering service is undertaken in the course of actual carrying out of such advancement of any other object of general public utility									
Business Undertaking	16.	If 'A' or 'D' in 15 is Yes, the aggregate annual receipts from such activities in respect of that project/institution									
		S. No.	Name of Project/ Institution			Amount of aggregate annual receipts from activities referred in 15A and 15D (In Rs.)					
		(1)	(2)			(3)					
		Total				0					
		No Records Available									
Business Undertaking	17.	(i)	Whether the auditee has any business undertaking as referred to in sub-section (4) of section 11					No			
		(ii)	If yes, then provide the following details of the business undertaking:								
		(a)	Nature of Business Undertaking								

Acknowledgement Number:456603100281023

Busii		(b)	Business code										
		(c)	Whether separate books of account have been maintained for the business undertaking <refer note^>										
		(d)	Income from the business undertaking for the previous year which is not to be included in the total income of the auditee as per sub-section (4) of section 11								₹		
		(e)	Income from the business undertaking for the previous year which is to be included in the total income of the auditee as per sub-section (4) of section 11								₹		
Business Incidental to Objects	18.	(i)	Whether the auditee has any income being profits and gains from any business as referred in seventh proviso to Clause (23C) of section 10 or sub-section (4A) of section 11, as the case may be								No		
		(ii)	If yes, then provide the following details of such business:										
		(a)	Nature of Business										
		(b)	Business code										
		(c)	Whether separate books of account have been maintained for the business <refer note^>										
		(d)	Whether the business is incidental to the attainment of the objects of the auditee										
	(e)	Profits and gains from the business during the previous year								₹			
TDS on receipts	19.	Details of the receipts of the auditee on which tax has been deducted at source referred to in sections 194C or 194J or 194H or 194Q:											
		S. No.	Name of the deductor	TAN of deductor	Amount on which tax has been deducted at source (In Rs.)	Amount of tax deducted at source	Section under which tax has been deducted at source	Category of income/receipt			Income/receipt in column 7 or 8 which is from business incidental to the attainment of the objects of the auditee. (In Rs.)	Whether separate books of account have been maintained for activities income/receipt which is mentioned in column 10	
		(1)	(2)	(3)	(4)	(5)	(6)	(7)	(8)	(9)	(9a)	(10)	(11)
		1.	BHARTI AIRTEL LIMITED	RTKB03826E	9,45,640	18,912	194C	0	0	9,45,640	ELECTRICITY CHARGES	0	No
		2.	THE INSTITUTION OF ENGINEERS (INDIA)	CALT00825G	3,52,000	35,200	194J	0	0	35,200	Others	0	No
		3.	CHENNAI METROPOLITAN DEVELOPMENT AUTHORITY	CHEC05866A	1,78,000	3,560	194C	0	0	1,78,000	Others	0	No
		4.	FLEXTRONICS TECHNOLOGIES INDIA	CHEF03535A	7,26,500	72,650	194J	0	0	7,26,500	Course Fees	0	No

Acknowledgement Number:456603100281023

S. No.	Name of the deductor	TAN of deductor	Amount on which tax has been deducted at source (In Rs.)	Amount of tax deducted at source	Section under which tax has been deducted at source	Category of income/receipt				Income/receipt in column 7 or 8 which is from business incidental to the attainment of the objects of the auditee. (In Rs.)	Whether separate books of account have been maintained for activities income/receipt which is mentioned in column 10
						Trade, commerce or business (Rs.)	Activity of rendering any service in relation to any trade, commerce or business (Rs.)	Others (specify the nature) (Rs.)	Specify the nature		
(1)	(2)	(3)	(4)	(5)	(6)	(7)	(8)	(9)	(9a)	(10)	(11)
	PRIVATE LIMITED										
5.	KUNRATHUR TOWN PANCHAYAT	CHEK03172B	1,61,218	3,225	194C	0	0	1,61,218	Various Consultancy Receipts	0	No
6.	HL MANDO ANAND INDIA PRIVATE LIMITED	CHEM09316G	3,56,250	7,125	194C	0	0	3,56,250	Course Fees	0	No
7.	MILES EDUCATION PRIVATE LIMITED	HYDM11369B	50,000	1,000	194C	0	0	50,000	Others	0	No
8.	INSTITUTION OF MECHANICAL ENGINEERS (INDIA)	MUMI07711E	1,41,296	2,827	194C	0	0	1,41,296	others	0	No
9.	NSE IT LIMITED	MUMN06710E	30,300	606	194C	0	0	30,300	Others	0	No
10.	SUMMIT DIGITEL INFRASTRUCTURE PRIVATE LIMITED	AHMR13868B	6,27,898	12,573	194C	0	0	6,27,898	Electricity charges	0	No
Voluntary Contributions	20.	Whether the provisions of twenty second proviso to clause (23C) of section 10 or sub-section (10) of section 13 are applicable.								No	
	21.	Whether auditee has filed Form No. 10BD for the previous year < If No then skip to row 23 >								No	
	22.	Total Sum of donations reported in Form No. 10BD furnished by the auditee for the previous year								₹	
	23.	Donations not reported in Form No 10BD /Not required to fill Form No. 10BD									
	(i)	Donations received by fund or trust or institution of the auditee which is approved under clause (b) of sub-section (2) of section 80G								₹ 0	
	(ii)	Donations received by fund or trust or institution of the auditee which qualifies for deduction under section 80G (other than those donations qualifying under clause (b) of sub-section (2) of section 80G or sub-clause (iv) of clause (a) of sub-section (2) of section 80G)								₹ 0	

Acknowledgement Number:456603100281023

(iii)	Donations received by fund or trust or institution of the auditee approved under sub-clause (iv) of clause (a) of sub-section (2) of section 80G and which are not eligible under sub-section (5) of section 80G		
	(a)	Cash donations exceeding Rs 2000	₹ 0
	(b)	Donations received from other charitable trusts and institution or from any fund or institution or trust or any university or other educational institutions or any hospital or other medical institution not eligible for deduction	₹ 0
	(c)	Others (Specify the nature)	₹ 0
	(d)	Total (a)+(b)+(c)	₹ 0
(iv)	Donations which could not be reported in Form No 10BD due to non-availability of identification of donor as required under Form No 10BD		₹ 0
(v)	Donations received in kind		₹ 0
(vi)	Anonymous Donations referred to in section 115BBC		
	(a)	Amount of anonymous donation not taxable under section 115BBC on account of applicability of clause (i) of sub-section (1) of section 115BBC	₹ 0
	(b)	Amount of anonymous donation not taxable under section 115BBC on account of applicability of clause (a) of sub-section (2) of section 115BBC	₹ 0
	(c)	Amount of anonymous donation not taxable under section 115BBC on account of applicability of clause (b) of sub-section (2) of section 115BBC	₹ 0
	(d)	Other anonymous donations taxable @ 30 % under section 115BBC	₹ 0
	(e)	Total (a+b+c+d)	₹ 0
(vii)	Any other voluntary contribution not part of Form No. 10BD, Please specify the nature		₹ 0
(viii)	Total donation not reported in form No. 10BD [23(i)+23(ii)+23(iii)(d) +23(iv)+23(v)+23(vi)(e)+23(vii)]		₹ 0
24.	Total voluntary contributions received by the auditee during the previous year [22+23(viii)]		₹ 0
25.	Total Foreign Contribution out of the total voluntary contributions stated in 24		₹ 0
26.	Voluntary Contribution forming part of Corpus (which are included in 24)		₹ 0
(A)	Corpus representing donations received for the renovation or repair of places notified under clause (b) of sub-section (2) of section 80G eligible for exemption under Explanation 1A to the third proviso to clause (23C) of section 10 or Explanation 3A to sub-section (1) of section 11		₹ 0

Acknowledgement Number:456603100281023

Income to be applied	(B)	Corpus donations as referred to in clause (d) of sub-section (1) of section 11 or Explanation 1 to the third proviso to section 10 (23C) eligible for exemption and invested in modes specified under sub-section (5) of section 11	₹ 0																																																							
	27.	Voluntary Contributions required to be applied by the auditee during the previous year [24-{23(vi)(d)+26A+ 26B}]]	₹ 0																																																							
	28.	Income other than voluntary contributions derived from property held under trust referred to in section 11 or income of fund or institution or trust or any university or other educational institution or any hospital or other medical institution (other than the contribution reported in serial number 24)	₹ 1,53,09,77,082																																																							
	29.	Income applied outside India which is eligible under clause (c) of sub-section (1) of section 11	₹ 0																																																							
	30.	Income required to be applied in India by the auditee during the previous year([27+28-29])	₹ 1,53,09,77,082																																																							
Application of Income	31.	Application of Income (excluding application not eligible and reported under serial number 37)																																																								
	(i)	Total amount applied for charitable or religious purposes in India during the previous year																																																								
	(a)	Contribution or donation to any other person during the previous year																																																								
		Electronic(₹)	₹ 0																																																							
		Other than electronic(₹)	₹ 0																																																							
		Total(₹)	₹ 0																																																							
	(b)	Object wise application other than the application provided in (a)																																																								
		<table border="1"> <thead> <tr> <th>S. No.</th> <th></th> <th>Electronic (₹)</th> <th>Other than electronic (₹)</th> <th>Total (₹)</th> </tr> </thead> <tbody> <tr> <td>(I)</td> <td>Religious</td> <td>0</td> <td>0</td> <td>0</td> </tr> <tr> <td>(II)</td> <td>Relief of poor</td> <td>0</td> <td>0</td> <td>0</td> </tr> <tr> <td>(III)</td> <td>Education</td> <td>1,23,19,36,352</td> <td>11,49,814</td> <td>1,23,30,86,166</td> </tr> <tr> <td>(IV)</td> <td>Medical relief</td> <td>0</td> <td>0</td> <td>0</td> </tr> <tr> <td>(V)</td> <td>Yoga</td> <td>0</td> <td>0</td> <td>0</td> </tr> <tr> <td>(VI)</td> <td>Preservation of Environment (including watersheds, forests and wildlife)</td> <td>0</td> <td>0</td> <td>0</td> </tr> <tr> <td>(VII)</td> <td>Preservation of Monuments or Places or Objects of Artistic or Historic interest</td> <td>0</td> <td>0</td> <td>0</td> </tr> <tr> <td>(VIII)</td> <td>Advancement of any other objects of general public utility</td> <td>0</td> <td>0</td> <td>0</td> </tr> <tr> <td>(IX)</td> <td>Application which cannot be specifically categorized under (I) to (VIII)</td> <td>0</td> <td>0</td> <td>0</td> </tr> <tr> <td>(X)</td> <td>Total</td> <td>1,23,19,36,352</td> <td>11,49,814</td> <td>1,23,30,86,166</td> </tr> </tbody> </table>	S. No.		Electronic (₹)	Other than electronic (₹)	Total (₹)	(I)	Religious	0	0	0	(II)	Relief of poor	0	0	0	(III)	Education	1,23,19,36,352	11,49,814	1,23,30,86,166	(IV)	Medical relief	0	0	0	(V)	Yoga	0	0	0	(VI)	Preservation of Environment (including watersheds, forests and wildlife)	0	0	0	(VII)	Preservation of Monuments or Places or Objects of Artistic or Historic interest	0	0	0	(VIII)	Advancement of any other objects of general public utility	0	0	0	(IX)	Application which cannot be specifically categorized under (I) to (VIII)	0	0	0	(X)	Total	1,23,19,36,352	11,49,814	1,23,30,86,166	
	S. No.		Electronic (₹)	Other than electronic (₹)	Total (₹)																																																					
	(I)	Religious	0	0	0																																																					
(II)	Relief of poor	0	0	0																																																						
(III)	Education	1,23,19,36,352	11,49,814	1,23,30,86,166																																																						
(IV)	Medical relief	0	0	0																																																						
(V)	Yoga	0	0	0																																																						
(VI)	Preservation of Environment (including watersheds, forests and wildlife)	0	0	0																																																						
(VII)	Preservation of Monuments or Places or Objects of Artistic or Historic interest	0	0	0																																																						
(VIII)	Advancement of any other objects of general public utility	0	0	0																																																						
(IX)	Application which cannot be specifically categorized under (I) to (VIII)	0	0	0																																																						
(X)	Total	1,23,19,36,352	11,49,814	1,23,30,86,166																																																						
(c)	Total application (a) + (b)(X)																																																									
	Electronic(₹)	₹ 1,23,19,36,352																																																								

Acknowledgement Number:456603100281023

	Other than electronic(₹)	₹ 11,49,814
	Total(₹)	₹ 1,23,30,86,166



Acknowledgement Number:456603100281023

(ii) Details of application out of (i) (a) and (i) (b) resulting in payment in excess of Rs. 50 lakh during the previous year to any person								
S. No.	Name of person to whom amount paid or credited	PAN of such person	Amount of application (Rs.)	Mode of Application			TDS	
				Electronic modes (Rs.)	Other than Electronic modes (Rs.)	Total	Whether any TDS has been deducted	Section under which TDS has been deducted
(1)	(2)	(3)	(4)	(5)	(6)	(7)	(8)	(9)
1.	TVS Mobility Private Limited		91,43,000	91,43,000	0	91,43,000	No	
2.	SOLARIS COMPUTER PRIVATE LIMITED		2,12,14,236	2,12,14,236	0	2,12,14,236	No	
3.	CRESCENT GENERAL STORE		7,22,48,383	7,22,48,383	0	7,22,48,383	No	
4.	CRESCENT SCHOOL STORE		1,42,93,217	1,42,93,217	0	1,42,93,217	No	
5.	NIC TECH ENGINEERING PRIVATE LIMITED		90,54,288	90,54,288	0	90,54,288	Yes	194C - Payments to contractors
6.	J D Enterprises		1,11,09,183	1,11,09,183	0	1,11,09,183	Yes	194C - Payments to contractors
7.	Glacier Air system Private Limited		70,67,117	70,67,117	0	70,67,117	Yes	194C - Payments to contractors
8.	Seventh Sense Reality Developers Private Limited		3,81,17,840	3,81,17,840	0	3,81,17,840	Yes	194C - Payments to contractors
9.	Jayam Infrastructure		1,09,22,487	1,09,22,487	0	1,09,22,487	Yes	194C - Payments to contractors
10.	M.Venugopal		9,92,30,869	9,92,30,869	0	9,92,30,869	Yes	194C - Payments to contractors
11.	Senthil Enterprises		59,43,234	59,43,234	0	59,43,234	Yes	194C - Payments to contractors
12.	Tamil Nadu Electricity Board		4,87,86,863	4,87,86,863	0	4,87,86,863	No	
13.	Vital Science Industry		62,06,335	62,06,335	0	62,06,335	No	
14.	Mastersoft ERP solutions Private Limited		64,85,550	64,85,550	0	64,85,550	Yes	194J - Fees for professional or technical services
15.	Senthil Service Station		2,56,15,761	2,56,15,761	0	2,56,15,761	No	
16.	Indograph		66,10,482	66,10,482	0	66,10,482	Yes	194C - Payments to contractors
17.	Beyond 2000 Technologies		68,85,890	68,85,890	0	68,85,890	Yes	194C - Payments to contractors
18.	Alpha Star Trading Private Limited		67,83,999	67,83,999	0	67,83,999	No	

Acknowledgement Number:456603100281023

(iii)	Amount which was not actually paid during the previous year [if included in (i)(c)]	₹ 63,45,458
(iv)	Amount actually paid during the previous year which accrued during any earlier previous year but not claimed as application of income in earlier previous year	₹ 0
(v)	Total amount to be allowed as application [31(i)(c)- 31(iii) +31(iv)]	₹ 1,22,67,40,708
(vi)	Bifurcation of application in 31(v) into Revenue or Capital	₹ 1,22,67,40,708
	(a) Revenue	₹ 1,11,97,72,609
	(b) Capital	₹ 10,69,68,099
(vii)	Amount invested or deposited back in corpus which was applied during any preceding previous year and not claimed as application during that previous year.	₹ 0
(viii)	Repayment of loan or borrowing during the previous year which was earlier applied and not claimed as application during that previous year.	₹ 1,05,24,102
Amount to be disallowed from application		
(ix)	Amount disallowable under thirteenth proviso to clause (23C) of section 10 or Explanation 3 to sub-section (1) of section 11 read with sub-clause (ia) of clause (a) of section 40	₹ 0
(x)	Amount disallowable under thirteenth proviso to section 10(23C) or Explanation 3 to sub-section (1) of section 11 read with sub-section (3) or (3A) of section 40A	₹ 0
	(A) Amount disallowable under thirteenth proviso to section 10(23C) or Explanation 3 to sub-section (1) of section 11 read with sub-section (3) of section 40A	₹ 0
	(B) Amount disallowable under thirteenth proviso to section 10(23C) or Explanation 3 to sub-section (1) of section 11 read with sub-section (3A) of section 40A	₹ 0
(xi)	Donation to any fund or institution or trust or any university or other educational institution or any hospital or other medical institution referred to in sub - clause (iv), (v), (vi) or (via) of Clause (23C) of section 10 of the Act or any trust or institution referred to in section 11 or 12 of the Act towards Corpus	₹ 0
(xii)	Donation to any fund or institution or trust or any university or other educational institution or any hospital or other medical institution referred to in sub - clause (iv), (v), (vi) or (via) of Clause (23C) of section 10 of the Act or any trust or institution referred to in section 11 or 12 of the Act not having same objects	₹ 0
(xiii)	Donation to any person other than any fund or institution or trust or any university or other educational institution or any hospital or other medical institution referred to in sub - clause (iv), (v), (vi) or (via) of clause (23C) of section 10 of the Act or any trust or institution referred to in section 11 or 12 of the Act	₹ 0
(xiv)	Application outside India for which approval under proviso to clause (c) of sub-section (1) of section 11 has not been obtained	₹ 0

Acknowledgement Number:456603100281023

	(xv)	Application outside India for which approval under proviso to clause (c) of sub-section (1) of section 11 has been obtained		₹ 0	
	(xvi)	Applied for any purpose beyond the objects of the auditee		₹ 0	
	(xvii)	Any other Disallowance (Please specify)		₹ 0	
	(xviii)	Total allowable application [{31(v)+31(vii)+31(viii)} - {31(ix) to 31(xvii)}]		₹ 1,23,72,64,810	
	(xix)	Amount deemed to have been applied during the previous year under clause (2) of Explanation 1 to sub-section (1) of section 11		₹ 0	
	(xx)	Income accumulated as per the provisions of Explanation 3 to the third proviso to clause (23C) of section 10 or sub-section (2) of section 11		₹ 6,40,65,710	
	(xxi)	Income accumulated or set apart for application to charitable or religious purposes or stated objects of trust or institution to the extent it does not exceed 15 % of the income		₹ 22,96,46,562	
32.	Taxable Income [30- {31(xviii) to 31(xxi)}]			₹ 0	
Section 115BBI	33.	Income taxable under section 115BBI			
	(a)	Whether the auditee has any deemed income referred to in sub-section (1B) of section 11 which is chargeable to tax @ 30 % under section 115BBI and the amount of such deemed income?	No	₹	
	(b)	Whether the auditee has any deemed income referred to in Explanation 4 to third proviso to clause (23C) of section 10 or sub-section (3) of section 11 which is chargeable to tax @ 30 % under section 115BBI and the amount of such deemed income?	No	₹	
	(i)	(i)	Whether income accumulated is applied for the purposes other than charitable or religious purposes or ceases to be accumulated or set apart for application thereto	No	₹
		(ii)	Whether such income accumulated ceases to remain invested or deposited in any of the forms or modes specified in sub-section (5) of section 11	No	₹
		(iii)	Whether such income accumulated is not utilised for the purpose for which it is so accumulated or set apart during the period referred to in clause (a) of the Explanation 3 to third proviso to clause (23C) of section 10 or clause (a) of sub-section (2) of section 11	No	₹
		(iv)	Whether such income accumulated is credited or paid to any trust or institution registered under section 12AA or section 12AB or to any fund or institution or trust or any university or other educational institution or any hospital or other medical institution referred to in sub-clause (iv) or sub-clause (v) or sub-clause (vi) or sub-clause (via) of clause (23C) of section 10	No	₹
	(c)	(i)	Whether the auditee has any income which is income not to be excluded from the total income under twenty first proviso to clause (23C) of section 10 or clause (c) of sub-section (1) of section 13 which is chargeable to tax @ 30 % under section 115BBI and the amount of such income	No	₹

Acknowledgement Number:456603100281023

		(ii)	Whether the auditee has any income which is not to be excluded from the total income under clause (b) of third proviso to clause (23C) of section 10 or clause (d) of sub-section (1) of section 13 which is chargeable to tax @ 30 % under section 115BBI and the amount of such income	No	₹
		(d)	Whether the auditee has any income accumulated or set apart in excess of fifteen percent of the income where such accumulation is not allowed under any specific provision of the Act and which is chargeable to tax @ 30 % under section 115BBI and the amount of such income ?	No	₹
		(e)	Whether the auditee has made any application out of India which is not excluded from total income under clause (c) of sub-section (1) of section 11	No	₹
	34.		Anonymous donation which is chargeable to tax @ 30 % under section 115BBC		₹ 0
Other Income	35.	(a)	Whether the auditee has any income chargeable under section 12(2) and the amount of such income.	No	₹
		(b)	Income as per Explanation 3B to sub-section (1) of section 11 in case of violation of clause (a) or (b) or (c) or (d) of Explanation 3A to sub-section (1) of section 11 read with clause (b) of sub-section (2) of section 80G		₹ 0
		(c)	Income as per Explanation 1B to the third proviso to Clause (23C) of section 10 in case of violation of clause (a) or (b) or (c) or (d) of Explanation 1A to the third proviso to Clause (23C) of section 10 read with clause (b) of sub-section (2) of section 80G		₹ 0
		(d)	Income chargeable under sub-section (4) of section 11		₹ 0
Capital Asset	36.		Details of Capital Asset Transferred under sub-section (1A) of section 11		
		(1)	Whether a capital asset being property held under trust wholly for charitable or religious purpose is transferred and the net consideration for which it is transferred?	No	₹
		(2)	Whether deemed application is claimed as per clause (a) of sub-section (1A) of section 11 and the amount of such deemed application?	No	₹
		(3)	Whether a capital asset being property held under trust in part only for charitable or religious purpose is transferred and the net consideration for which it is transferred?	No	₹
		(4)	Whether deemed application is claimed as per clause (b) of sub-section (1A) of section 11 and the amount of such deemed application?	No	₹
Income out of different sources	37.		Application of Income out of the following sources during the previous year		

Acknowledgement Number:456603100281023

Application of ir	S. No.	Application of income out of different sources				Electronic Modes (₹)	other than Electronic Modes (₹)	Total (₹)			
	A	Income accumulated under the third proviso to clause (23C) of section 10 or under sub-section (2) of section 11 during any earlier previous year				0	0	0			
	B	Income deemed to be applied in any preceding year under clause (2) of Explanation 1 to sub-section (1) of section 11 during any earlier previous year				0	0	0			
	C	Income of earlier previous years up to 15% accumulated or set apart				0	0	0			
	D	Corpus				0	0	0			
	E	Borrowed Fund				0	0	0			
	F	Any other (Please specify) 0				0	0	0			
38.	Details of application resulting in payment or credit in excess of Rs 50 lakh during previous year to a single person out of 37										
S. No.	Name of person	PAN	Amount of application	Mode of Application			TDS				
				Electronic Modes	Other than Electronic modes	Total	Whether any TDS has been deducted	Section under which TDS has been deducted	Amount of TDS		
(1)	(2)	(3)	(4)	(5)	(6)	(7)	(8)	(9)	(10)		
No Records Available											
13(10) and 22nd proviso to section 10(23C)	39.	(i)	Whether provisions of twenty second proviso to Clause (23C) of section 10 or sub-section (10) of section 13 are applicable?					No			
		(ii)	If yes in (i) specify the reason why the provisions of twenty second proviso to Clause (23C) of section 10 or sub-section (10) of section 13 are applicable?								
		(a)	Provision of proviso to clause (15) of section 2 is applicable					No			
		(b)	Condition specified in clause (a) of tenth proviso to clause (23C) of section 10 or sub-clause (i) of clause (b) of sub-section (1) of section 12A have been violated					No			
		(c)	condition specified in clause (b) of tenth proviso to clause (23C) of section 10 or sub-clause (ii) of clause (b) of sub-section (1) of section 12A have been violated					No			
		(d)	condition specified in twentieth proviso to clause (23C) of section 10 or sub-clause (ii) of clause (ba) of sub-section (1) of section 12A have been violated					No			
		(iii)	If yes in (i), please provide computation of Income chargeable under twenty second proviso to clause (23C) of section 10 or sub-section (10) of section 13								
	(a)	Income for the previous year					₹				
	(b)	Total Expenditure incurred in India, for the objects of the auditee,					₹				
	(c)	Expenditure to be disallowed									

Acknowledgement Number:456603100281023

		(i)	Expenditure from the corpus standing to the credit of the trust or institution as on the end of the financial year immediately preceding the previous year relevant to the assessment year for which income is being computed	₹
		(ii)	Expenditure from any loan or borrowing	₹
		(iii)	Depreciation in respect of an asset, acquisition of which has been claimed as application of income, in the same or any other previous year; and	₹
		(iv)	Expenditure in the form of contribution or donation to any person.	₹
		(v)	Capital expenditure	₹
		(vi)	Amount disallowable under Explanation to sub-section (10) of section 13 or Explanation to twenty second proviso to clause (23C) of section 10 read with sub-clause (ia) of clause (a) of section 40	₹
		(vii)	Amount disallowable under Explanation to sub-section (10) of section 13 or Explanation to twenty second proviso to clause (23C) of section 10 read with sub-section 3 or 3A of section 40A	₹
		(viii)	Any other disallowance	₹
		(ix)	Total expenditure to be disallowed (i)+(ii)+(iii)+(iv)+(v)+(vi)+(vii)+(viii)	₹ 0
		(d)	Income chargeable to tax under twenty-second proviso to clause (23C) of section 10 or sub-section (10) of section 13 { a - b+c (ix)}	₹ 0
Expenditure Incurred for Religious Purposes	40.	In case auditee is approved under second proviso to sub-section (5) of section 80G, please provide the following details		
		(a)	Whether any amount of expenditure incurred during the previous year which is of a religious nature and the amount of such expenditure	No ₹
		(b)	Total income of auditee during the previous year	₹ 1,53,09,77,082
		(c)	Percentage of expenditure which is of religious nature to the total income [Amount in (a)/(b)]	0 %
Person referred to in 13(3)	41.	Details of specified person* as referred to in sub-section (3) of section 13		

Acknowledgement Number:456603100281023

Code of Person referred to in sub-section (3) of section 13	Name of such person	PAN of such person	Aadhar Number of such person, if allotted	Address of such person	If code 2 selected in column (1) specify the amount of contribution made to the auditee
(1)	(2)	(3)	(4)	(5)	(6)
Any trustee of the trust or manager (by whatever name called) of the institution	JANAB ASHRAF A. RAHMAN BUHARI	AACPA3838J		NO 8 , SUB BARAO AVENUE, III STREET, NUNGAMBAKKAM, Greams Road S.O, CHENNAI, Tamil Nadu, INDIA, 600006	
Any trustee of the trust or manager (by whatever name called) of the institution	JANAB AHAMED A. RAHMAN BUHARI	AADPB9742P		NO 8, SUB BARAO AVENUE, III STREET, NUNGAMBAKKAM, Greams Road S.O, CHENNAI, Tamil Nadu, INDIA, 600006	
Any trustee of the trust or manager (by whatever name called) of the institution	JANAB ARIFF RAHMAN BUHAR	AADPR2788P		NO 8 , SUB BARAO AVENUE, III STREET, NUNGAMBAKKAM, Greams Road S.O, CHENNAI, Tamil Nadu, INDIA, 600006	
Any trustee of the trust or manager (by whatever name called) of the institution	ALHAJ M.K. MOHAMED HASSAN	AAKPM0909L		NO 8, SUB BARAO AVENUE, III STREET, NUNGAMBAKKAM, Greams Road S.O, CHENNAI, Tamil Nadu, INDIA, 600006	
Any trustee of the trust or manager (by whatever name called) of the institution	ALHAJ KHALID A.K.BUHARI	AAEPK9169N		NO 8, SUB BARAO AVENUE, III STREET, NUNGAMBAKKAM, Greams Road S.O, CHENNAI, Tamil Nadu, INDIA, 600006	
Any trustee of the trust or manager (by whatever name called) of the institution	JANAB ABDUL QADIR. A. RAHMANBUHARI	AAHPB0035F		NO 8, SUB BARAO AVENUE, III STREET, NUNGAMBAKKAM, Greams Road S.O, CHENNAI, Tamil Nadu, INDIA, 600006	
Any trustee of the trust or manager (by whatever name called) of the institution	JANAB M.K.M. SEYED MOHAMED BUHARI	AADPB5051B		NO 8, SUB BARAO AVENUE, III STREET, NUNGAMBAKKAM, Greams Road S.O, CHENNAI, Tamil Nadu, INDIA, 600006	

42. Details of transactions referred to in section 13 (2)

(a)	Whether any part of the income or property of the auditee is, or continues to be, lent to any specified person for any period during the previous year without either adequate security or adequate interest or both	No
(b)	Whether any land, building or other property of the auditee is, or continues to be, made available for the use of any specified person, for any period during the previous year without charging adequate rent or other compensation;	No
(c)	Whether any amount is paid by way of salary, allowance or otherwise during the previous year to any specified person out of the resources of the trust or institution for services rendered by that person to such auditee and the amount so paid is in excess of what may be reasonably paid for such services;	No
(d)	Whether the services of the auditee are made available to any specified person during the previous year without adequate remuneration or other compensation	No
(e)	Whether any share, security or other property is purchased by or on behalf of the auditee from any specified person during the previous year for consideration which is more than adequate	No

Acknowledgement Number:456603100281023

	(f)	Whether any share, security or other property is sold by or on behalf of the auditee to any specified person during the previous year for consideration which is less than adequate;	No	
	(g)	Whether any income or property of the auditee is diverted during the previous year in favour of any specified person	No	
	(h)	Whether any funds of the auditee are, or continue to remain, invested for any period during the previous year, in any concern in which any specified person has a substantial interest.	No	
Specified Violation	43.	Whether the auditee has incurred any specified violation as referred to in Explanation 2 to the fifteenth proviso to Clause (23C) of section 10 or Explanation to sub-section (4) of section 12AB and the amount of such violation	No	₹
	(a)	Income of the auditee has been applied, other than for the objects of the trust or institution.	No	₹
	(b)	Whether the auditee has income from profits and gains of business which is not incidental to the attainment of its objectives or separate books of account are not maintained by auditee in respect of the business which is incidental to the attainment of its objectives.	No	₹
	(c)	Whether the auditee, referred to in clause (a) of sub-section (1) of section 13, has applied any part of its income from the property held under a trust for private religious purposes, which does not enure for the benefit of the public.	No	₹
	(d)	Whether the auditee, referred to in clause (b) of sub-section (1) of section 13, has applied any part of its income for the benefit of any particular religious community or caste	No	₹
	(e)	Whether any activity being carried out by the auditee is not genuine or is not being carried out in accordance with all or any of the conditions subject to which it was registered.	No	₹
	(f)	Whether the auditee has not complied with the requirement of any other law, for the time being in force, and the order, direction or decree, by whatever name called, holding that such non-compliance has occurred, has either not been disputed or has attained finality.	No	
	44.	Whether there is any claim of depreciation or otherwise has been made in terms of Explanation 1 to Clause (23C) of section 10 or sub-section (6) of section 11 in respect of any asset, acquisition of which has been claimed as an application of income and the amount of such depreciation?	No	₹
	45.	In view of provisions of nineteenth proviso to clause (23C) of section 10 or sub-section (7) of section 11, please specify whether the trust or institution has claimed deduction under section 10 [other than clause (1), clause (23C) and clause (46) thereof] during the previous year and the amount of such claim?	No	₹
	46.	Whether the auditee has taken or accepted any loan or deposit or any specified sum, exceeding the limit specified in section 269SS during the previous year?	No	₹
	47.	Whether the auditee has received an amount exceeding the limit specified in section 269ST, from a person in a day; or in respect of a single transaction; or in respect of transactions relating to one event or occasion from a person during the previous year?	No	₹

Acknowledgement Number:456603100281023

48.	Whether the auditee has repaid any amount being loan or deposit or any specified advance exceeding the limit specified in section 269T, during the previous year?	No	₹
49.	Whether the auditee is required to deduct or collect tax as per the provisions of Chapter XVII-B or Chapter XVII-BB?	Yes	
(A)	Whether the auditee is liable to pay interest under section 201(1A) or section 206C(7) ?	No	



Acknowledgement Number:456603100281023

Schedule Corpus : Details of Corpus														
Type of Corpus Donation	Opening Balance at the beginning of the previous year (Corpus not applied till the beginning of the previous year)	Received/Treated as corpus during the previous year	Applied during the previous year	Amount invested or deposited back in to corpus (which was earlier applied and not claimed as application if such application fulfilled the conditions)	Total amount invested or deposited back in to corpus	Financial year in which (4) was applied earlier	Closing Balance [(1+2+5)-3]	Invested in modes specified in section 11(5)	Amount taxed in previous assessment year	Invested in modes other than specified in section 11(5) as on last day of the previous year	If corpus donation is of type (i) then whether it fulfills the following conditions			
											Amount applied out of corpus for the purpose other than for which the voluntary contribution was made	Contribution or donation to any person	Maintained as not separately identifiable	Invested or deposited in the forms and modes other those specified under sub-section (5) of section 11.
	(1)	(2)	(3)	(4)	(5)	(6)	(7)	(8)	(9)	(10)	(11)	(12)	(13)	(14)
No Records Available														



Acknowledgement Number:456603100281023

Schedule FC: Details of Foreign Contribution		
Nature of foreign contribution received during the previous year	Amount of foreign contribution received during the previous years (In Rs.)	Details of the total application from such contribution during the previous year (Amount in Rs.)
No Records Available		



Acknowledgement Number:456603100281023


Schedule LB: Details of Loan and Borrowing						
Opening Balance as on 1st April of the previous year	Loan & Borrowings taken for applications towards objectives during the previous year	Applied for the objects of the trust or institution during the previous year	Amount of repayment of loan or borrowing during the previous year (which was earlier applied and not claimed as application if such application fulfilled the conditions as required)	Financial year in which (4) was applied earlier	Total repayment of loan or borrowing during the previous year	Closing Balance as on 31st March (1+2-6=7)
(1)	(2)	(3)	(4)	(5)	(6)	(7)
1,20,03,852	0	0	94,90,527	2022-23	94,90,527	25,13,325
17,31,901	0	0	10,33,574	2022-23	10,33,574	6,98,327



INCOME TAX DEPARTMENT

Acknowledgement Number:456603100281023

Schedule Int App: Details of income applied outside India										
S. No.	Name of the person to whom remittance is made	Taxpayer Identification Number if available	Amount of remittance out of India which is reported in Form No. 15CA	Amount of remittance outside India other than (4)	Charitable or religious purpose for which application is made	Country of application	Whether applied for promoting international welfare in which India is interested and is and not to be included in total income of the auditee?	If approval for application outside India has been taken		
								Approval number	General/Special	Date of Approval
(1)	(2)	(3)	(4)	(5)	(6)	(7)	(8)	(9)	(10)	(11)
No Records Available										




Acknowledgement Number:456603100281023

Schedule DI: Details of deemed application under Explanation 1 sub-section (1) of section 11 and deemed income under sub-section (1B) of section 11									
Year in which income is deemed to be applied (F.Y.)	Date of furnishing Form 9A	Amount deemed to be applied during the previous year referred to in column 1	Reason of deeming application	Out of the deemed application claimed earlier, amount required to be applied	Amount taxed in any earlier assessment year(s) out of the amount referred to in column (5)(Fill schedule DA)	Out of deemed application claimed, amount required to be applied during the financial year pertaining to current assessment year	Amount of deemed application claimed in earlier years, applied during the financial year relating to current AY	Amount which could not be applied and deemed to be income u/s 11(1B) during the previous year	Balance Amount of deemed application
(1)	(2)	(3)	(4)	(5)	(6)	(7)=(5)-(6)	(8)	(9)=(7)-(8)	(10)=(5)-(7)
No Records Available									



Acknowledgement Number:456603100281023

Schedule DA: Details of accumulated income taxed in earlier assessment years as per sub-section (1B) of section 11					
Year of accumulation(F.Y.)	Assessment year in which the amount referred to in column (6) of schedule DI was taxed				
	2022-23	2021-22	2020-21	2019-20	2018-19
2022-23					
2021-22					
2020-21					
2019-20					
2018-19					
Total	0	0	0	0	0




Acknowledgement Number:456603100281023

Schedule AC: The details of accumulation																
S. No.	Year of accumulation (F.Yr.)	Date of Furnishing Form 10	Amount accumulated in the year of accumulation	Purpose of accumulation	Amount applied for charitable or religious purposes up to the beginning of the previous year	Balance to be applied(3)-(5)	Amount taxed in any earlier assessment (Fill schedule ACA)	Balance available for application (6)-(7)	Amounts applied for charitable or religious purpose during the previous year out of previous year's accumulation	Amount applied for purposes other than the purpose for which such accumulation was made (if applicable)	Amount credited or paid to any trust or institution registered u/s 12AB or approved under sub-clauses (iv) or (v) or (vi) or (via) of clause (23C) of section 10 (if applicable)	Balance amount available for application (8) - (9) - (10) - (11)	Amount invested or deposited in the modes specified in section 11(5) out of 12	Amount invested or deposited in the modes other than specified in section 11(5) out of 12 (if applicable)	Amount which is not utilized during the period of accumulation (if applicable)	Amount deemed to be income within meaning of sub-section (3) of section 11 (if applicable) (10)+(11)+(14)+(15)
	(1)	(2)	(3)	(4)	(5)	(6)	(7)	(8)	(9)	(10)	(11)	(12)	(13)	(14)	(15)	(16)
1.	2021-22	27-Sep-2022	25,32,44,021	Towards Infrastructural development and expansion of university	0	25,32,44,021	0	25,32,44,021	0	0	0	25,32,44,021	0	0	0	0
2.	2022-23	27-Oct-2023	6,40,65,710	Towards Infrastructural development and expansion of university	0	6,40,65,710	0	6,40,65,710	0	0	0	6,40,65,710	0	0	0	0
	Total				0	31,73,09,731	0	31,73,09,731	0	0	0	31,73,09,731	0	0	0	0

Acknowledgement Number:456603100281023

Schedule ACA: Details of accumulated income taxed in earlier assessment years as per sub-section (3) of section 11					
Year of accumulation(F.Y.)	Assessment year in which this amount was taxed				
	2022-23	2021-22	2020-21	2019-20	2018-19
2022-23					
2021-22					
2020-21					
2019-20					
2018-19					
Total	0	0	0	0	0



Acknowledgement Number:456603100281023

Schedule SP-a: Whether any part of income or property of the auditee is lent, or continues to be lent, to the specified person during the previous year?


S. No.	Name of specified person	PAN of specified person	Details		Details of Security			Details of interest	
			Nature of Income or Property which is lent	Amount for which income or property is, or continues to be, lent to specified person for any period during the previous year	Nature of security	Value of security	Value of Adequate Security	Actual Rate of interest that is charged	Adequate Rate of Interest
(1)	(2)	(3)	(4)	(5)	(6)	(7)	(8)	(9)	(10)
No Records Available									



Acknowledgement Number:456603100281023

Schedule SP-b: Details of land, building or other property of the auditee which is, or continues to be, made available during the previous year for use of the specified person, during the previous year :

S. No.	Name of specified person	PAN of specified person	Details of asset		Duration for which asset is, or continues to be, made available for the use of specified person during the previous year.		Details of rent for the previous year		Details of other compensation for the previous year		
			Nature of asset	Address	From	To	Amount of rent	Adequate rent	Nature	Amount of compensation	Adequate compensation
(1)	(2)	(3)	(4)	(5)	(6)	(7)	(8)	(9)	(10)	(11)	(12)
No Records Available											



Acknowledgement Number:456603100281023


Schedule SP-c: Details of salary, allowance or otherwise which is paid to the specified person out of the resources of the auditee for services rendered by him during the previous year

S. No.	Name of specified person	PAN of specified person	Nature of Services rendered by specified person	Details of Payment for the previous year		
				Nature of payment	Amount of payment	Reasonable Amount for Services
(1)	(2)	(3)	(4)	(5)	(6)	(7)
No Records Available						



Acknowledgement Number:456603100281023

Schedule SP-d: Details of the services of the auditee are made available to the specified person during the previous year?									
S. No.	Name of specified person	PAN of specified person	Details of Services		Details of Remuneration for the previous year		Details of Compensation for the previous year		
			Nature of services made available	Value of services made available (In Rs)	Actual amount of remuneration for the service	Adequate Remuneration for the service	Nature of compensation for the service	Actual amount of compensation for the service	Adequate Compensation
(1)	(2)	(3)	(4)	(5)	(6)	(7)	(8)	(9)	(10)
No Records Available									



Acknowledgement Number:456603100281023

Schedule SP- e 1 : Details of any share, security is purchased by or on behalf of the auditee from the specified person during the previous year?

S. No.	Name of specified person	PAN of specified person	Nature of property purchased	Details of Shares or Security					Details of Other Property being Movable				
				Name of the Company/ Concern of which the shares are purchased	Number of shares purchased during the previous year	Price of each share/security	Total consideration paid share or security	Adequate consideration for share or security	Nature of property	Number of property purchased	Price of property	Total consideration paid for property during the previous year	Adequate Consideration
(1)	(2)	(3)	(4)	(5)	(6)	(7)	(8)	(9)	(10)	(11)	(12)	(13)	(14)
No Records Available													



Acknowledgement Number:456603100281023

Schedule SP- e 2 : Details in case of Other Property being Immovable:								
S. No.	Name of specified person	PAN of specified person	Type of asset	Address of Property	Area (in Sq ft)	Stamp Duty Value	Details of Consideration	
							Amount of consideration paid for asset	Adequate Consideration for asset
No Records Available								



Acknowledgement Number:456603100281023


Schedule SP- f 1: Details of any share, security sold by or on behalf of the trust or institution to a specified person during the previous year?

S. No.	Name of specified person	PAN of specified person	Nature of property sold	Details of Shares or Security					Details of Other Property being Movable				
				Name of the Company or Concern of which the shares are sold	Number of shares sold during the previous year	Price of each share or security	Total consideration share or security	Adequate consideration for share or security	Nature of movable property	Number of movable properties sold	Price of Movable property	Total consideration for property during the previous year	Adequate Consideration
No Records Available													



Acknowledgement Number:456603100281023

Schedule SP-f2 : Details in case of other property being immovable								
S. No.	Name of specified person	PAN of specified person	Type of asset	Address of property	Area (in Sq ft)	Stamp Duty Value	Details of Consideration	
							Amount of consideration for asset	Adequate consideration for asset
(1)	(2)	(3)	(4)	(5)	(6)	(7)	(8)	(9)
No Records Available								




Acknowledgement Number:456603100281023

Schedule SP-g : Details of any income or property which is diverted during the previous year in favour of any specified person				
S. No.	Name of specified person in whose favor income or property diverted	PAN of specified person	Details of Income or property that is diverted	
			Nature of Income or property that is diverted	Value of income or property that is diverted (In Rs)
(1)	(2)	(3)	(4)	(5)
No Records Available				

Acknowledgement Number:456603100281023

Schedule h : Details of any funds that are,or continue to remain invested in any concern during the previous year in which the specified person has a substantial interest												
S. No.	Nature of concern in which funds are continue to remain invested	Name of concern	Details of the Concern in which funds are, or continue to remain, invested							Details of substantial interest		
			Address of concern	Amount that is or continues to remain invested in concern during the year (In Rs.)	Duration of investment during the previous year		Nature of investment	Income from investment during the year	Name of specified person having substantial interest in concern	PAN of specified person	Nature of substantial interest	Nature of concern in which funds are continue to remain invested
					From	To						
(1)	(2)	(3)	(4)	(5)	(6)	(7)	(8)	(9)	(10)	(11)	(12)	(13)
No Records Available												



Acknowledgement Number:456603100281023

Schedule other law violation						
S. No.	Name of law under which non-compliance has occurred	Nature of non-compliance	Date of order, direction or decree, holding that such non-compliance has occurred	Whether the order, direction or decree, has been disputed before any court or appellate forum	If yes, whether dispute has attained finality	Has the dispute been finalised in favour of the auditee
(1)	(2)	(3)	(4)	(5)	(6)	(7)
No Records Available						



Acknowledgement Number:456603100281023


Schedule TDS disallowable : Details of amounts inadmissible amount disallowable under thirteenth proviso to clause (23C) of section 10 or sub section (1) of section 11 read with sub-clause(ia) of clause (a) of section 40:

a) Details of payment on which tax is not deducted

Date of Payment	Amount of payment	Nature of payment	Name of Payee	PAN or Aadhar of payee, if available	Address of Payee
(1)	(2)	(3)	(4)	(5)	(6)
No Records Available					

b) Details of payment on which tax has been deducted but has not been paid on or before the due date specified in sub- section (1) of section 139


Date of Payment	Amount of payment	Nature of payment	Name of Payee	PAN or Aadhar of payee, if available	Address of Payee	Amount of tax deducted	Amount out of (7) deposited, if any
(1)	(2)	(3)	(4)	(5)	(6)	(7)	(8)
No Records Available							



Acknowledgement Number:456603100281023


Schedule 40A(3): Details of amount is disallowable under thirteenth proviso to section 10(23C) or Explanation 3 sub-section(1) of section 11 read with sub-section (3) of section 40A

S. No.	Date of Payment	Amount of payment	Nature of payment	Details of Payee		
				Name	PAN or Aadhar of payee, if available	Address
No Records Available						



Acknowledgement Number:456603100281023

Schedule 40A(3A): Details of Amount disallowable under thirteenth proviso to section 10(23C)/sub-section (1) of section 11 read with sub-section (3A) of section 40A						
S. No.	Date of Payment	Amount	Nature	Details of Payee		
				Name	PAN or Aadhar of payee, if available	Address
(1)	(2)	(3)	(4)	(5)	(6)	(8)
No Records Available						




Acknowledgement Number:456603100281023

Schedule 269SS: Details of loan or deposit or any specified sum taken, exceeding the limit specified in section 269SS during the previous year

S. No.	Name of the lender or depositor	PAN or Aadhar the payee, if available	Address	Loan or Deposit or Any Specified Sum	Amount of loan or deposit taken or accepted	Whether the loan or deposit was squared up during the previous year?	Maximum amount outstanding in the account at any time during the previous year	By Cheque or Bank Draft or use of electronic clearing system through a bank account or any other mode	Whether Account Payee if by Cheque or Bank Draft?
--------	---------------------------------	---------------------------------------	---------	--------------------------------------	---	--	--	---	---


No Records Available



Acknowledgement Number:456603100281023


Schedule 269ST: Details of amount received exceeding the limit specified in section 269ST, from a person in a day; or in respect of a single transaction; or in respect of transactions relating to one event or occasion from a person during the previous year?

S. No.	Details of Payer and amount of payment			Amount
	Name	PAN, if available	Address	
No Records Available				



Acknowledgement Number:456603100281023

Schedule 269T: Details of repayment of any amount being loan or deposit or any specified advance exceeding the limit specified in section 269T, during the previous year?										
S. No.	Details of Payee			Details of Transaction					Mode of Repayment	
	Name	PAN of the payee, if available	Address	Loan or Deposit or Any Specified Advance	Amount	Please specify mode of receipt [by Cheque or Bank Draft or use of electronic clearing system through a bank account or any other	Whether Account Payee, if by Cheque or Bank Draft?	Whether Squared up?	Maximum Amount outstanding	By Cheque or Bank Draft or use of electronic clearing system through a bank account or any other mode
No Records Available										



Acknowledgement Number:456603100281023

Schedule TDS/TCS								
Tax Deduction and Collection Account Number (TAN)	Section/ Nature of payment	Total amount of payment or receipt of the nature specified in column (3)	Total amount on which tax was required to be deducted or collected out of (4)	Total amount on which tax was deducted or collected at specified rate out of (6)	Amount of tax deducted or collected out of (6)	Total amount on which tax was deducted or collected at less than specified rate out of (7)	Amount of tax deducted or collected on (8)	Amount of tax deducted or collected but not deposited to the credit of the Central Government out of (6) and (8)
(1)	(2)&(3)	(4)	(5)	(6)	(7)	(8)	(9)	(10)
CHEB07285F	194C - Payments to contractors	21,17,72,188	21,17,72,188	21,17,72,188	40,97,732	0	0	0
CHEB07285F	194-I - Rent	9,00,000	9,00,000	9,00,000	90,000	0	0	0
CHEB07285F	194J - Fees for professional or technical services	7,26,71,514	7,26,71,514	7,26,71,514	51,48,270	0	0	0
CHEB07285F	192 - Salary	36,89,89,581	36,89,89,581	36,89,89,581	2,31,41,208	0	0	0

Acknowledgement Number:456603100281023

Schedule Statement of TDS/TCS				
Tax Deduction and Collection Account Number (TAN)	Type of Form	Due date for furnishing	Date of furnishing, if furnished	Whether the statement of tax deducted or collected contains information about all transactions which are required to be reported
(1)	(2)	(3)	(4)	(5)
CHEB07285F	24Q	31-Jul-2022	07-Aug-2022	Yes
CHEB07285F	24Q	31-Oct-2022	19-Oct-2022	Yes
CHEB07285F	24Q	31-Jan-2023	23-Jan-2023	Yes
CHEB07285F	26Q	31-Jul-2022	30-Aug-2022	Yes
CHEB07285F	26Q	31-Oct-2022	18-Nov-2022	Yes
CHEB07285F	26Q	31-Jan-2023	19-Feb-2023	Yes
CHEB07285F	24Q	31-May-2023	09-Jun-2023	Yes
CHEB07285F	26Q	31-May-2023	10-Jun-2023	Yes

Acknowledgement Number:456603100281023

Schedule Interest on TDS/TCS			
Tax Deduction and Collection Account Number (TAN)	Amount of interest under section 201(1A) or 206C(7) is payable	Amount paid out of column (2)	Date of payment
(1)	(2)	(3)	(4)
No Records Available			

This form has been digitally signed by SUMITHRA RAVICHANDRAN having PAN AABPR9443H from IP Address 122.164.87.101 on 28/10/2023 02:56:46 PM Dsc SI.No and issuer ,C=IN,O=Pantagon Sign Securities Pvt. Ltd.,OU=Certifying Authority



