



सत्यमेव जयते

NATIONAL ACADEMIC DEPOSITORY (NAD)
University Grants Commission



NATIONAL ACADEMIC DEPOSITORY
Transparency & Transformation Through Digitization



Step-by-Step procedure for Student registration in DigiLocker-NAD platform

OFFICE OF THE CONTROLLER OF EXAMINATIONS



B.S. Abdur Rahman

Crescent

Institute of Science & Technology

Deemed to be University u/s 3 of the UGC Act, 1956

Step 1

Go to the following web site in your browser.

<https://nad.digilocker.gov.in/>

The screenshot shows the homepage of the National Academic Depository (NAD) website. The browser address bar displays nad.digilocker.gov.in. The website header includes the NAD logo, navigation links for ACADEMIA, STUDENT, VERIFIER, NOVET, and RESOURCES, and buttons for Login and Register. The main content area features a central message: "Over 41 Crore authentic digital educational awards available!" with a sub-message "Publishing awards on NAD is easy." and a "Know more" button. The footer section highlights key statistics: 1147 Registered Higher Educational Bodies, 4.29 Crore Total Awards Lodged, and 4,629,863 Students Benefitted.

National Academic Depository | x DigiLocker

nad.digilocker.gov.in

Apps Prime Video MVGroup (Powered... Lecture Notes | Sig... MATLAB HyperText... Lenovo Tab M10 | P... Reading list

DigiLockerNAD ACADEMIA STUDENT VERIFIER NOVET RESOURCES Login Register

NATIONAL ACADEMIC DEPOSITORY
Transparency & Transformation Through Digitisation




Over 41 Crore authentic digital educational awards available!

Publishing awards on NAD is easy.

Know more

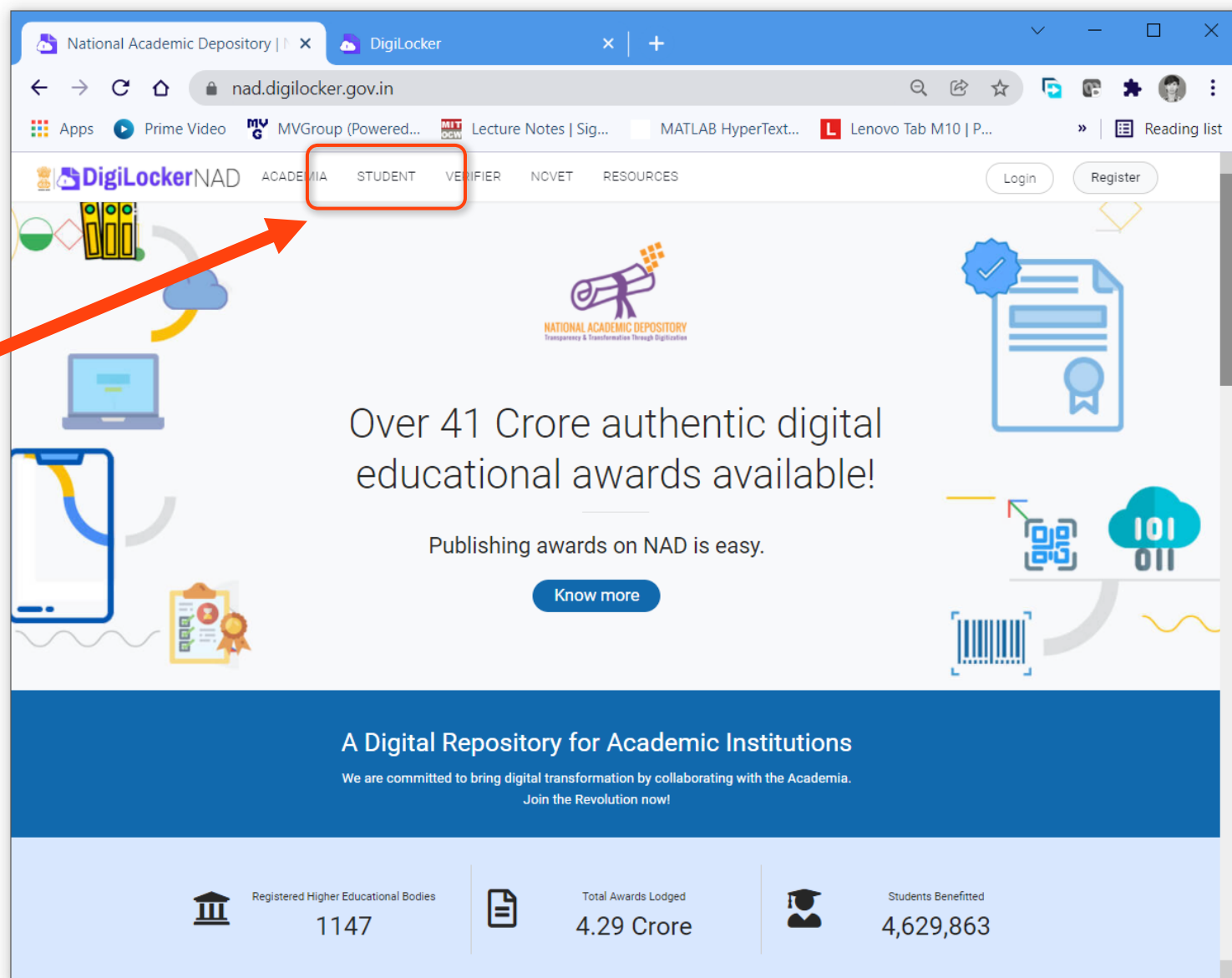
A Digital Repository for Academic Institutions

We are committed to bring digital transformation by collaborating with the Academia.
Join the Revolution now!

 Registered Higher Educational Bodies	 Total Awards Lodged	 Students Benefitted
1147	4.29 Crore	4,629,863

Step 2

Click the **STUDENT** tab on the top.



The screenshot shows the National Academic Depository (NAD) website. The browser address bar displays 'nad.digilocker.gov.in'. The navigation menu at the top includes 'DigiLockerNAD', 'ACADEMIA', 'STUDENT', 'VERIFIER', 'NOVET', and 'RESOURCES'. The 'STUDENT' tab is highlighted with a red box. A red arrow points from the text 'Click the STUDENT tab on the top.' to this tab. The main content area features the National Academic Depository logo and the text 'Over 41 Crore authentic digital educational awards available!' and 'Publishing awards on NAD is easy.' with a 'Know more' button. The footer contains statistics: Registered Higher Educational Bodies (1147), Total Awards Lodged (4.29 Crore), and Students Benefitted (4,629,863).

National Academic Depository | x DigiLocker

nad.digilocker.gov.in

Apps Prime Video MVGroup (Powered... Lecture Notes | Sig... MATLAB HyperText... Lenovo Tab M10 | P... Reading list

DigiLockerNAD ACADEMIA **STUDENT** VERIFIER NOVET RESOURCES Login Register

NATIONAL ACADEMIC DEPOSITORY
Transparency & Transformation Through Digitization




Over 41 Crore authentic digital educational awards available!

Publishing awards on NAD is easy.

Know more

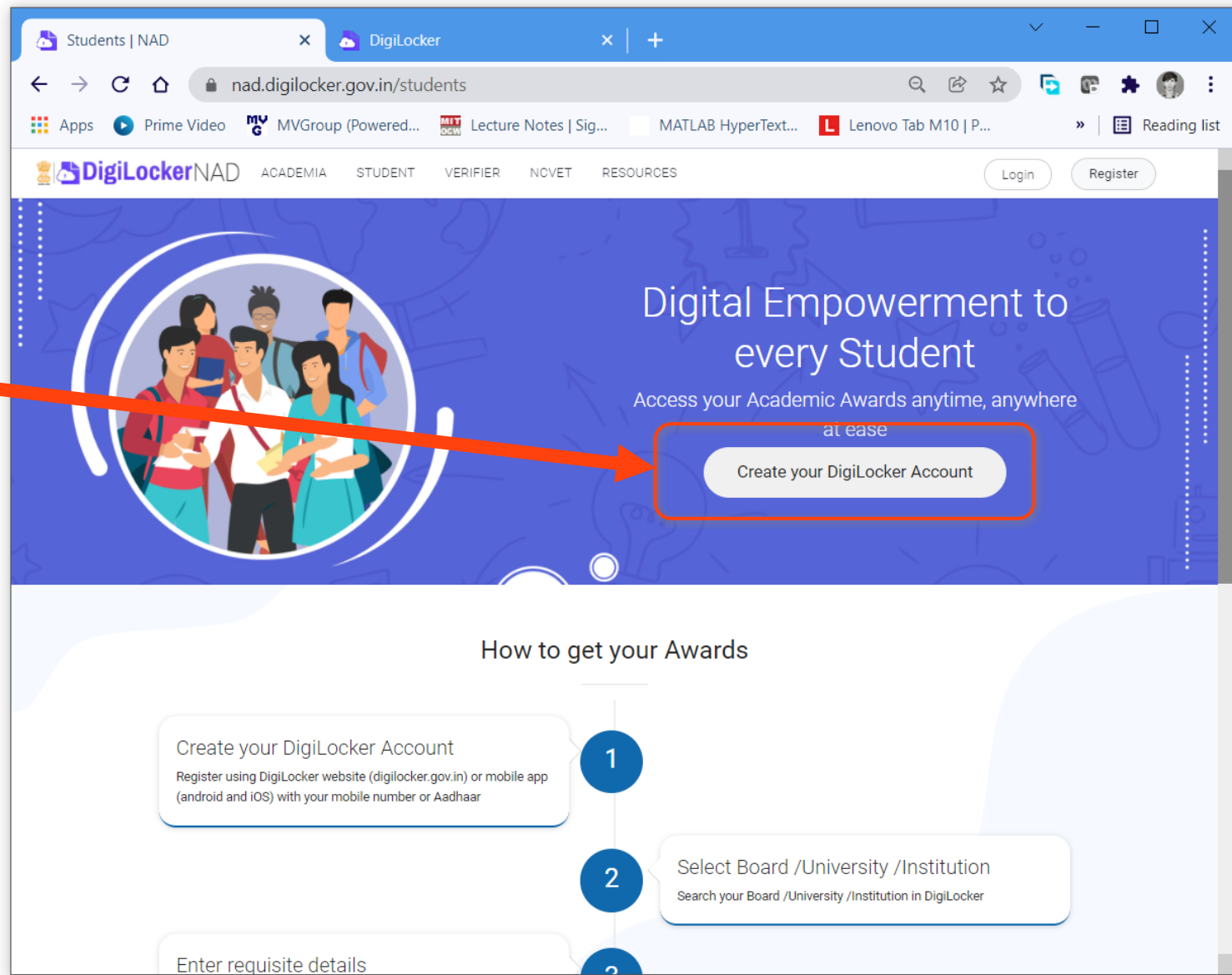
A Digital Repository for Academic Institutions

We are committed to bring digital transformation by collaborating with the Academia.
Join the Revolution now!

 Registered Higher Educational Bodies	 Total Awards Lodged	 Students Benefitted
1147	4.29 Crore	4,629,863

Step 3

In the **STUDENT** page click **Create your DigiLocker Account** Link

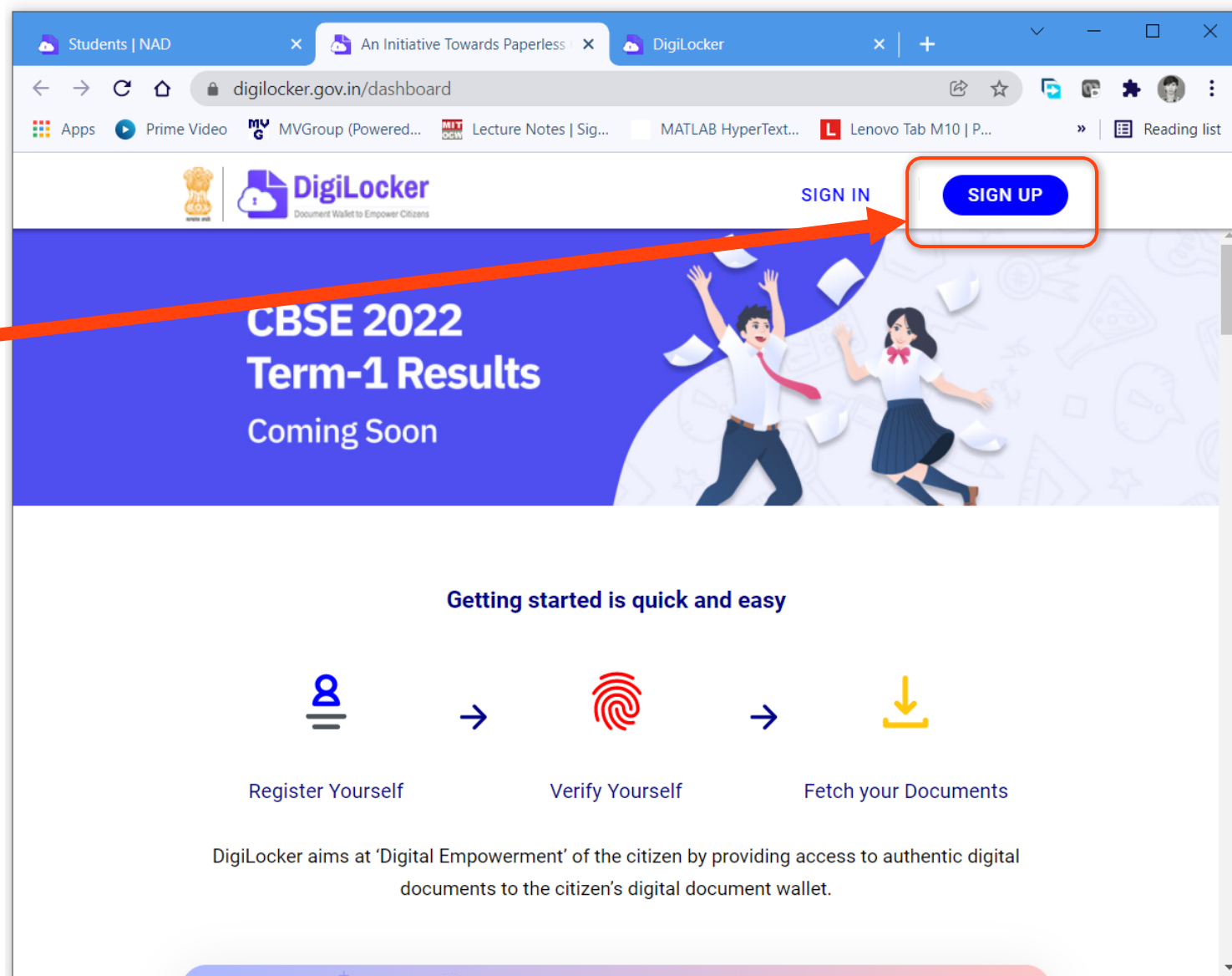


The screenshot shows the DigiLocker NAD website interface. The browser address bar displays `nad.digilocker.gov.in/students`. The navigation menu includes **DigiLockerNAD**, **ACADEMIA**, **STUDENT**, **VERIFIER**, **NCVET**, and **RESOURCES**. There are **Login** and **Register** buttons in the top right corner. The main banner features a circular illustration of diverse students and the text: **Digital Empowerment to every Student**, *Access your Academic Awards anytime, anywhere at ease*. A prominent button labeled **Create your DigiLocker Account** is highlighted with an orange border and an orange arrow pointing to it from the left. Below the banner, the section **How to get your Awards** is displayed with a vertical flowchart:

- 1** Create your DigiLocker Account
Register using DigiLocker website (digilocker.gov.in) or mobile app (android and iOS) with your mobile number or Aadhaar
- 2** Select Board /University /Institution
Search your Board /University /Institution in DigiLocker
- 3** Enter requisite details

Step 4

Click **SIGN UP** button on the top.



The screenshot shows the DigiLocker dashboard at digilocker.gov.in/dashboard. The page features the DigiLocker logo and the text "Document Wallet to Empower Citizens". A prominent banner for "CBSE 2022 Term-1 Results Coming Soon" is displayed. In the top right corner, there are "SIGN IN" and "SIGN UP" buttons. The "SIGN UP" button is highlighted with a red rectangular box, and a large orange arrow points from the text "Click SIGN UP button on the top." to this button. Below the banner, the text "Getting started is quick and easy" is followed by a three-step process: "Register Yourself" (represented by a person icon), "Verify Yourself" (represented by a fingerprint icon), and "Fetch your Documents" (represented by a download icon). At the bottom, a statement reads: "DigiLocker aims at 'Digital Empowerment' of the citizen by providing access to authentic digital documents to the citizen's digital document wallet."

Step 5



This will take you **DigiLocker Registration** page. You need to have your **Aadhaar card**, and the registered **Mobile** with you, before you start filling.

Students | NAD

DigiLocker

accounts.digilocker.gov.in/signup/smart_v2/af3dd7e0f7155082c8e3ff4e7eeee960

Apps Prime Video MVGroup (Powered... MIT OCW Lecture Notes | Sig... MATLAB HyperText... Lenovo Tab M10 | P... Reading list

  **DigiLocker**
Document Wallet to Empower Citizens

Creating account is fast and easy!


Full Name* (as per Aadhaar)

Date of Birth* (as per Aadhaar)


Date Month Year

Male Female Other

Mobile Number*

Set 6 digit security PIN* 

Email ID

Aadhaar Number 

DigiLocker uses Aadhaar to verify identity of the user and also enable authentic document access

Submit

Step 6

Fill in your **Name, Date of Birth, Gender, Email Id** and **Mobile No.**, as registered with your Aadhaar.

You also need to enter a **6 Digit Security PIN**, for additional authentication.


Verify and then click **Submit** button.

Students | NAD

DigiLocker

accounts.digilocker.gov.in/signup/smart_v2/af3dd7e0f7155082c8e3ff4e7eeea960

Apps Prime Video MVGroup (Powered... MIT ODU Lecture Notes | Sig... MATLAB HyperText... Lenovo Tab M10 | P... Reading list

 **DigiLocker**
Document Wallet to Empower Citizens

Creating account is fast and easy!

ANANDHAN

Date of Birth* (as per Aadhaar)

MM DD YY

Male Female Other

Mobile Number

Security PIN

Email ID

Verify your mobile number

DigiLocker uses Aadhaar to verify identity of the user and also enable authentic document access

Submit

Step 7

You will be receiving an **OTP** on your registered mobile number.


Enter the **OTP** and click the **Submit** button.

Students | NAD

DigiLocker

accounts.digilocker.gov.in/signup/smart_v2/af3dd7e0f7155082c8e3ff4e7e7e960

Apps Prime Video MVGroup (Powered... Lecture Notes | Sig... MATLAB HyperText... Lenovo Tab M10 | P... Reading list

 **DigiLocker**
Document Wallet to Empower Citizens

Verify Mobile OTP

DigiLocker has sent you an OTP to your registered mobile (xxxxxx)

Please enter 6 digit OTP to complete verification

Wait few minutes for the OTP,
don't refresh or close!

Submit

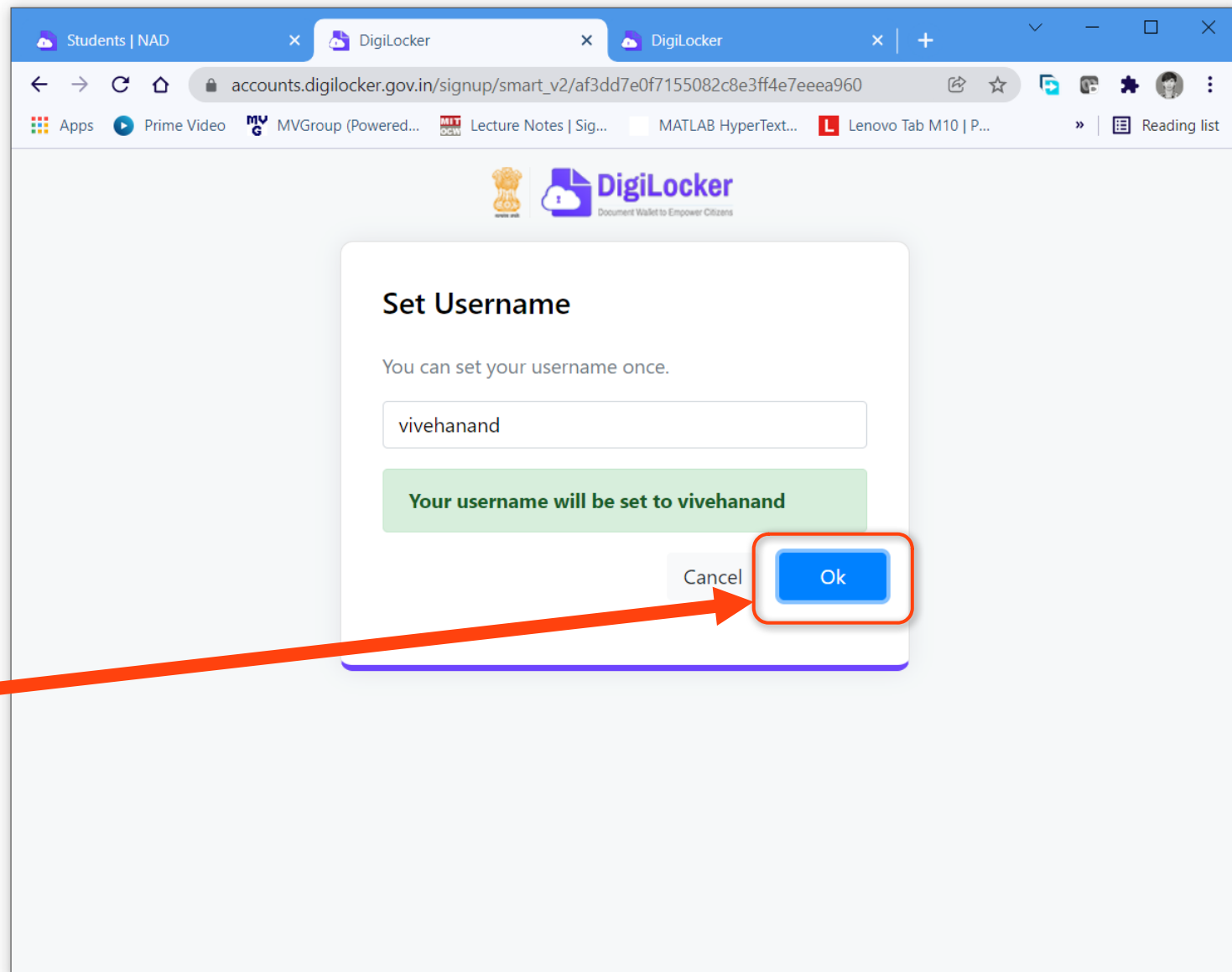
Didn't get the OTP? Resend OTP

Step 8

If everything is ok, Your **Registration Success** message will be displayed.

And you will be redirected to the page where you can set an **username** for your DigiLocker account.

Enter a valid username and click **OK** button.



The screenshot shows a web browser window with the DigiLocker interface. The browser's address bar displays the URL: `accounts.digilocker.gov.in/signup/smart_v2/af3dd7e0f7155082c8e3ff4e7eeea960`. The page header includes the DigiLocker logo and the tagline "Document Wallet to Empower Citizens". The main content area features a "Set Username" dialog box. Inside the dialog, there is a text input field containing the username "vivehanand". Below the input field, a green message box states: "Your username will be set to vivehanand". At the bottom of the dialog, there are two buttons: "Cancel" and "Ok". The "Ok" button is highlighted with a red rectangular border, and a red arrow points from the text "click OK button" in the instructions to this button.

Step 9

This will directly take you into your **DigiLocker** account home page.

You can **logout** by clicking the Menu tab button on the top-left .

Students | NAD

Home Page

DigiLocker

digilocker.gov.in/home

Apps Prime Video MVGroup (Powered... MIT OCW Lecture Notes | Sig... MATLAB HyperText... Lenovo Tab M10 | P... Reading list

DigiLocker
Document Wallet to Empower Citizens

Welcome, ANANDHAN !

DigiLocker 'Issued Documents' are at par with original documents as per IT ACT, 2000

Inspiration for your first document

AADHAAR CARD

SSC Mark Sheet

Residence Certificate

New in DigiLocker

Accountants General

Acko General Insurance...

Adamas Univers...

Postal Life Insurance

Retrieve your ePLI & eRPIL Policy Bonds through DigiLocker

Step 10

Note down the following details and produce the same to respective authority of your Institution/Department whenever requested.

Name:

Date of Birth:

Gender:

Aadhaar No:

Email Id:

Mobile Number:

DigiLocker Username: